



FLORIDA

HIGHWAY SAFETY IMPROVEMENT PROGRAM 2022 ANNUAL REPORT



TARGET
ZERO
FATALITIES & SERIOUS INJURIES


 Disclaimer: This report is the property of the State Department of Transportation (State DOT). The State DOT completes the report by entering applicable information into the Federal Highway Administration's (FHWA) Highway Safety Improvement Program (HSIP) online reporting tool. Once the State DOT completes the report pertaining to its State, it coordinates with its respective FHWA Division Office to ensure the report meets all legislative and regulatory requirements. FHWA's Headquarters Office of Safety then downloads the State's finalized report and posts it to the website (<https://highways.dot.gov/safety/hsip/reporting>) as required by law (23 U.S.C. 148(h)(3)(A)).

Photo Source:

Photo image courtesy of Florida Department of Transportation

Table of Contents

Disclaimer 3
 Protection of Data from Discovery Admission into Evidence 3
Executive Summary 4
Introduction 6
Program Structure..... 6
 Program Administration 6
 Program Methodology 11
Project Implementation 22
 Funds Programmed..... 22
 General Listing of Projects 24
Safety Performance 126
 General Highway Safety Trends..... 126
 Safety Performance Targets..... 132
 Applicability of Special Rules..... 136
Evaluation 138
 Program Effectiveness 138
 Effectiveness of Groupings or Similar Types of Improvements 139
 Project Effectiveness 144
Compliance Assessment..... 145
Optional Attachments..... 149
Glossary..... 150

Disclaimer

Protection of Data from Discovery Admission into Evidence

23 U.S.C. 148(h)(4) states “Notwithstanding any other provision of law, reports, surveys, schedules, lists, or data compiled or collected for any purpose relating to this section[HSIP], shall not be subject to discovery or admitted into evidence in a Federal or State court proceeding or considered for other purposes in any action for damages arising from any occurrence at a location identified or addressed in the reports, surveys, schedules, lists, or other data.”

23 U.S.C. 407 states “Notwithstanding any other provision of law, reports, surveys, schedules, lists, or data compiled or collected for the purpose of identifying, evaluating, or planning the safety enhancement of potential accident sites, hazardous roadway conditions, or railway-highway crossings, pursuant to sections 130, 144, and 148 of this title or for the purpose of developing any highway safety construction improvement project which may be implemented utilizing Federal-aid highway funds shall not be subject to discovery or admitted into evidence in a Federal or State court proceeding or considered for other purposes in any action for damages arising from any occurrence at a location mentioned or addressed in such reports, surveys, schedules, lists, or data.”

Executive Summary

The Florida Department of Transportation (FDOT) and its traffic safety partners continue their commitment to eliminate fatalities and serious injuries with the view that the death of any person is unacceptable. Understanding that zero fatalities cannot be reached within 2022, Florida developed data models to forecast fatal and serious injuries that are statistically expected to occur as we diligently strive to drive down fatalities and serious injuries to our ultimate vision of zero.

The Highway Safety Improvement Program (HSIP) is a core Federal-aid program with the purpose to achieve a significant reduction in traffic fatalities and serious injuries on all public roads. The HSIP is a main component of the Florida Strategic Highway Safety Plan (SHSP), the statewide plan focused on accomplishing zero fatal or serious injuries on all public roads with a Safe System approach addressing all elements of a safe transportation system in an integrated manner.

Florida updated the SHSP in 2021 in coordination with statewide, regional, and local traffic safety partners. FDOT received an allocation of approximately \$189 million in HSIP funds during the 2021 state fiscal year from July 1, 2021 through June 30, 2022. FDO used HSIP funds to complete over 1,000 items across almost 400 projects. Systemic safety improvements were addressed by about \$53 million in HSIP funds.

Specific program accomplishments in our top emphasis areas include:

- The intersection safety program completed 478 project items totaling \$73 million
- Multiple programs and SHSP emphasis areas were addressed by 225 project items totaling over \$53 million
- The pedestrian and bicyclist safety program completed 209 project items totaling over \$33 million
- The lane departure safety program completed 162 project items totaling almost \$26 million
- The wrong way driving safety program completed 10 project items totaling nearly \$2 million
- The safety data program completed 5 project items totaling about \$596 thousand
- The rail crossing safety program completed 2 project items for about \$3 thousand

Program work regarding roadway ownership include:

- State roadways were addressed by 869 project items totaling over \$166 million
- Local roadways were addressed by 222 project items totaling \$22 million

Non-infrastructure such as preliminary engineering, public information or education, traffic engineering studies, and transportation statistics was supported with about \$7 million.

A statistical analysis of HSIP funded projects through the history of the Florida program including all injury severities shows statistically significant crash reduction for lane departure (19%), rural (15%), injury (14%), fatal (12%), night (11%), wet surface (11%), left turn (8%), rear end (7%), angle (7%), and pedestrian (5%) crashes. Further program evaluation results in our top emphasis areas are included in the Evaluation section of this report.

Florida leverages a 3-prong approach to safety infrastructure funded by HSIP to optimize our resources for maximum effectiveness. **Systemic:** Incorporating safety countermeasures in various updates to our engineering criteria have given us the ability to improve safety with every project in our Work Program. We are just now reaching a point in time where criteria updates that have been made since 2014 are coming to fruition in completed construction projects. **Current high crash locations:** We conduct statewide analysis on historic crash patterns to identify locations where the crash rate is highest, then perform safety analysis on those corridors and implement improvements. **Risk-based and predictive:** Due to the random nature of crash types

2022 Florida Highway Safety Improvement Program

and locations over time, we conduct analysis to identify the top common roadway characteristics where fatal and serious crashes occur, then screen our network for where these characteristics exist on our system to improve those locations systematically statewide, as well as inform additional safety policy and criteria updates.

FDOT's cover imagery highlights examples of safety projects deployed across our state. It also features Jeanette Rouse, who was instrumental in promoting traffic safety through the development of Florida's Community Traffic Safety Team (CTST) program.

Introduction

The Highway Safety Improvement Program (HSIP) is a core Federal-aid program with the purpose of achieving a significant reduction in fatalities and serious injuries on all public roads. As per 23 U.S.C. 148(h) and 23 CFR 924.15, States are required to report annually on the progress being made to advance HSIP implementation and evaluation efforts. The format of this report is consistent with the HSIP Reporting Guidance dated December 29, 2016 and consists of five sections: program structure, progress in implementing highway safety improvement projects, progress in achieving safety outcomes and performance targets, effectiveness of the improvements and compliance assessment.

Program Structure

Program Administration

Describe the general structure of the HSIP in the State.

The HSIP is guided by the Florida SHSP, which provides a framework for eliminating highway fatalities and serious injuries on all public roads. The SHSP identifies Florida's key safety needs and guides investment decisions toward strategies and countermeasures with the greatest potential to save lives and prevent injuries. It is a data-driven, multi-year plan establishing statewide strategies and emphasis areas. The Florida SHSP introduces Florida to a Safe System approach promoted by the Federal Highway Administration to address all elements of a safe transportation system in an integrated manner.

Twelve emphasis areas are the primary focus for Florida's traffic safety improvement efforts organized into three categories – Roadways, Road Users, and User Behavior – supported by traffic records and information systems and accompanied by an additional category of evolving safety issues. The 4 Es of traffic safety (i.e., Engineering, Education, Enforcement, and Emergency Response) continue to be key approaches. Additionally, the 4 Is (i.e., Information Intelligence, Innovation, Insight into Communities, and Investments and Policies) provide broader and more inclusive thinking.

Emphasis areas within the Roadways category are Lane Departures and Intersections. The Road Users category includes Pedestrians and Bicyclists, Aging Road Users, Motorcyclists and Motor Scooter Users, Commercial Motor Vehicle Operators, and Teen Drivers. Emphasis areas included in the User Behavior category are Impaired Driving, Occupant Protection, Speeding and Aggressive Driving, and Distracted Driving. Additional evolving emphasis areas have been identified to be of interest that we will begin to monitor, including Work Zones, Drowsy and Ill Driving, Rail Crossings, Roadway Transit, Micromobility, and Connected and Automated Vehicles.

The Florida SHSP also defines a framework for implementation activities to be carried out through strategic safety coalitions and specific activities by FDOT, other state agencies, metropolitan planning organizations, local governments, and other traffic safety partners. The Florida HSIP is the program is managed by the Central Office with district staff performing project activities such as conducting safety studies, project scoping, public involvement, and coordinating with production staff on programming safety projects. To be eligible for HSIP funds, all safety improvement projects must (1) address a SHSP emphasis area, (2) be identified through a data-driven process, and (3) contribute to a reduction in fatalities and serious injuries. The roles in administering and implementing the HSIP are as follows:

- The FDOT State Safety Office (SSO) manages the HSIP and evaluates the program's effectiveness. The SSO determines the eligibility of projects for funding approval and provides policies, tools, and guidelines to assist the Districts, Turnpike Enterprise, and local agencies with implementing the HSIP.

2022 Florida Highway Safety Improvement Program

- The FDOT Districts and Turnpike Enterprise manage project funding and are responsible for delivering highway safety improvement projects. Each District has a District Safety Engineer (DSE) and supporting staff that identify, plan, design, and implement HSIP projects with support from the SSO. Each District also works with Metropolitan Planning Organizations (MPO), Transportation Planning Organizations (TPO), and local jurisdictions to assist them in improving safety within their District.
- The Federal Highway Administration (FHWA) assists with program strategy, oversees all Federal-aid expenditures, and assures the HSIP meets federal requirements. FHWA also offers technical assistance and training to FDOT and local agencies.
- Florida's MPOs, TPOs, and local agencies are integral to addressing the safety problems on all public roads. MPOs, TPOs, and local agencies coordinate with FDOT's Districts to identify and implement effective off-system highway safety improvement projects. Local agencies also develop and implement locally administered projects (LAPs) as well as Local Road Safety Plans (LRSP) to improve safety in their jurisdictions.
- Partner organizations serve as ambassadors of traffic safety and help promote the vision of Driving Down Fatalities. Partners include charities, community groups, universities, and professional associations responsible for supplemental programs that improve safety beyond road engineering, which helps achieve the HSIP's goals.
- Community Traffic Safety Teams (CTST) are multi-jurisdictional, with members from city, county, state, and occasionally federal agencies, as well as private industry representatives and local citizens. CTSTs integrate the 4E approach to safety (engineering, enforcement, education, and emergency services) to help solve local traffic safety problems and promote public awareness of traffic safety. Many effective HSIP projects are initiated through CTSTs.
- Florida's road users are the most important stakeholder in the HSIP. Each HSIP project aims to improve the safety and quality of life for road users. The HSIP is most effective when the public is engaged in safety, provides feedback during the development of HSIP projects, and actively reports safety concerns to FDOT and local government agencies.

The SHSP was developed in close coordination with the state's long-range transportation plan, the Florida Transportation Plan (FTP). The FTP establishes the goal of "Safety and security for Florida's residents, businesses, and visitors," with the target of zero transportation fatalities or serious injuries for all modes. The FTP is guided by a 35-member Steering Committee, who also provided guidance to the update of this SHSP through the FTP Safety Subcommittee. The FTP Safety Subcommittee, comprised of key transportation and safety partners, met six times to review traffic safety data, discuss FTP and SHSP strategies, and provide input on emphasis areas. In addition to aligning with the FTP, we considered the goals and targets set in the Highway Safety Improvement Program (HSIP), the HSP, the strategic plans of statewide traffic safety coalitions and programs, the safety components of the Florida Freight Mobility and Trade Plan (FMTP), and the long-range transportation plans of Florida's 27 metropolitan planning organizations (MPOs). To have a broader reach, we also considered plans from other agencies such as the Department of Elder Affairs' State Plan on Aging, the Florida Department of Health's (FDOH) State Health Improvement Plan (SHIP), and the Emergency Medical Services (EMS) State Plan.

[Source: Florida Department of Transportation FY 2023 Highway Safety Plan, 2022]

[Source: Florida HSIP Guidelines Manual, 2021]

[Source: Florida Strategic Highway Safety Plan, 2021]

Where is HSIP staff located within the State DOT?

Other-Engineering and Operations, State Safety Office

How are HSIP funds allocated in a State?

- Formula via Districts/Regions
- Other-Central Office

Describe how local and tribal roads are addressed as part of HSIP.

Many counties in Florida develop and implement Local Road Safety Plans (LRSPs). An LRSP should be consistent with the Florida SHSP and focus on specific, high priority emphasis areas and strategies for local road safety. HSIP funds can be used to develop LRSPs, which are a proven safety countermeasure. LRSPs support strategic safety management of off-system roads through the identification, analysis, and prioritization of roadway safety opportunities and improvements on the local system. For example, local areas with a large proportion of rural roads may use data to show a focus on reducing fatal and serious injury run-off-road crashes. Counties and other local agencies should consider developing and implementing LRSPs to:

- Define local safety priorities.
- Prioritize safety investments on off-system public roadways.
- Communicate safety improvement opportunities to stakeholders.
- Apply for HSIP funding.

LRSP development mimics the SHSP development process but focuses on local issues and needs. LRSPs should have a prioritized list of issues, risks, actions, and improvements that can be used to reduce fatalities and serious injuries on off-system roads. The Federal Highway Administration's (FHWA's) Developing Safety Plans: A Manual for Local Road Owners outlines the LRSP development process and contains an LRSP template. To assist with coordination with local governments on all Florida roadways, FDOT develops and uses Geographic Information Systems (GIS) that all agencies can use. The FDOT SSO works with internal and external partners to develop and provide GIS analysis to support the districts with identifying locations for safety improvement on local roads. The FDOT Open Data Hub provides a platform through which local partners use FDOT data for their own safety improvement analyses. The FDOT SSO also developed several analyses of non-motorist (cyclist or pedestrian) involved crashes and intersection crashes. FDOT SSO works with internal and external partners to identify on local roads. Coordination between FDOT District Safety Engineers and the Community Traffic Safety Teams (CTSTs) identifies other local projects and training opportunities.

FDOT is expanding the program of LRSPs to include counties in Florida with significant opportunities to improve traffic safety. Local representatives will manage their respective safety plans in coordination with FDOT district representatives.

[Source: Florida HSIP Guidelines Manual, 2021]

Identify which internal partners (e.g., State departments of transportation (DOTs) Bureaus, Divisions) are involved with HSIP planning.

- Design
- Districts/Regions
- Governors Highway Safety Office
- Local Aid Programs Office/Division
- Operations
- Planning
- Traffic Engineering/Safety
- Other-Construction Office

2022 Florida Highway Safety Improvement Program

Describe coordination with internal partners.

The FDOT SSO is responsible for administering the HSIP statewide. The FDOT SSO issues guidance and policy related to HSIP and approves HSIP projects for inclusion in the FDOT Work Program and Statewide Transportation Improvement Program (STIP). The FDOT SSO is responsible for coordinating the HSIP with other roadway safety programs and initiatives within FDOT and external partners.

The FDOT Districts are responsible for investigating roadway safety issues within their jurisdictions, evaluating options to address those issues, proposing projects for HSIP funding, and implementing those projects. Districts also report performance measures to support project evaluation. Several Districts organized Safety business units under the direction of a District Safety Administrator. FDOT Districts also coordinate safety improvement efforts with local jurisdictions and assists them in coordinated efforts to reduce fatal and serious injuries within the District.

Many FDOT business areas coordinate and support effective administration of the HSIP. These offices and business areas include planning, design, operations, utilities, finance, construction, maintenance the State Bicycle and Pedestrian Safety Manager, FDOT SSO, Safe Routes to School Program, Local Agency Program and the Work Program Office. All FDOT offices work with FDOT SSO to provide appropriate attention and consideration to all project decisions.

[Source: FDOT SSO Staff, 2021]

[Source: Florida HSIP Guidelines Manual, 2021]

[Source: FDOT Mission, Vision, and Values, 2021]

[Source: Florida Strategic Highway Safety Plan, 2021]

Identify which external partners are involved with HSIP planning.

- Academia/University
- FHWA
- Governors Highway Safety Office
- Law Enforcement Agency
- Local Government Agency
- Local Technical Assistance Program
- Regional Planning Organizations (e.g. MPOs, RPOs, COGs)
- Tribal Agency
- Other-Community Traffic Safety Team (CTST)
- Other-FACERS

Describe coordination with external partners.

The 2021 SHSP was updated through collaboration with Florida's traffic safety partners. It aligns with and builds on the FTP, the long-range transportation plan for the State of Florida. Both plans share the vision of zero fatalities and serious injuries on the roadway system to protect Florida's 21 million residents and more than 131 million annual visitors. Partners who reviewed and approved the SHSP include:

- Florida Department of Transportation
- Florida Department of Highway Safety and Motor Vehicles
- Florida Highway Patrol

2022 Florida Highway Safety Improvement Program

- Florida Sheriffs Association
- Florida Police Chiefs Association
- Metropolitan Planning Organization Advisory Council
- Florida Rail Enterprise
- Florida Association of County Engineers and Road Superintendents
- Federal Highway Administration
- National Highway Traffic Safety Administration
- Federal Motor Carrier Safety Administration

The update process included:

- Alignment with Other State Plans – In addition to aligning with the FTP, the SHSP considers the goals and targets set in the Highway Safety Improvement Plan (HSIP), the Highway Safety Plan (HSP), the strategic plans of statewide traffic safety coalitions and programs, the safety components of the Florida Freight Mobility and Trade Plan (FMTP), and the long-range transportation plans of Florida’s 27 metropolitan planning organizations (MPO).
- Review and Analysis of Safety and Related Data – The SHSP is built on extensive analysis of traffic crash data collected by law enforcement officers statewide and submitted to the Florida Department of Highway Safety and Motor Vehicles (FLHSMV), the official repository of crash records for the State of Florida. All data reported in the SHSP are from FLHSMV from 2015-2019 unless otherwise noted. For the update, the five-year traffic crash data (2015-2019) are compared with the previous five-year period (2011-2015) data to evaluate the highest contributing factors to Florida’s safety performance.
- Partner and Public Engagement – The update began with a Vision Zero workshop in May 2019. The following year included outreach via FTP and SHSP partner briefings and webinars, safety coalition meetings, and conferences such as the FDOT Transportation Planning Exchange (TransPlex) and the Florida Transportation Symposium. The FTP Steering Committee and its Safety Subcommittee helped to guide development. The subcommittee included safety partners from federal and state agencies, MPOs, regional planning councils, local governments, law enforcement, and many other transportation and safety partners. The ongoing work of the state’s traffic safety coalitions, with representatives from over 100 key safety partners and advocates, is reflected in their respective emphasis areas. In addition, FDOT expanded virtual engagement placing emphasis on groups representing traditionally underserved populations. FDOT interviewed leadership and staff of, conducted briefings to, and participated in webinars with organizations working with persons with disabilities, older adults, low-income residents, public health issues, housing issues, rural and agricultural communities, and other groups that in the past may not have had significant input in long-range transportation planning activities.

[Source: Florida Department of Transportation FY 2023 Highway Safety Plan, 2022]

[Source: Florida HSIP Guidelines Manual, 2021]

[Source: FDOT State Safety Office, Safety Programs website (<https://www.fdot.gov/Safety/programs/programs.shtm>), as of 2022-06-15]

[Source: FDOT State Safety Office, Traffic Safety Coalitions website (<https://www.fdot.gov/safety/safety-coalitions/coalitionsresources.shtm>), as of 2022-06-15]

[Source: Florida Strategic Highway Safety Plan, 2021]

Describe other aspects of HSIP Administration on which the State would like to elaborate.

Prioritized lists of safety needs are maintained by each District and Central Office verifies whether proposed projects are eligible for HSIP funding. Districts authorize and fund eligible HSIP projects according to procedures consistent with the Office of Work Program and Budget.

[Source: FDOT HSIP Guidelines Manual, 2021]

[Source: FDOT Office of Work Program and Budget, 2022]

Program Methodology

Does the State have an HSIP manual or similar that clearly describes HSIP planning, implementation and evaluation processes?

Yes

The FDOT SSO regularly reviews and updates the Florida HSIP Guidelines Manual, which clearly describes HSIP planning, implementation, and evaluation processes.

[Source: Florida HSIP Guidelines Manual, 2021]

Select the programs that are administered under the HSIP.

- Bicycle Safety
- Intersection
- Pedestrian Safety
- Skid Hazard
- Other-Lane Departure

The HSIP is guided by the Florida SHSP, which outlines a framework for implementation activities to eliminate fatalities and reduce serious injuries on Florida’s public roads. Our data driven SHSP focuses on 12 Emphasis Areas addressing and 6 Evolving Emphasis Areas including those selected from the list above, and they are reflected by the programs that are administered under the HSIP

Administered HSIP Programs

Traffic Records is the first Emphasis Area since data is the foundation of any improvement efforts for traffic safety. The remaining 11 Emphasis Areas (i.e., HSIP programs) organized into categories are crashes involving:

- Roadways
 - Lane Departure
 - Intersection
- Road Users
 - Pedestrians and Bicyclists
 - Aging Road Users
 - Motorcyclists and Motor Scooter Riders
 - Commercial Motor Vehicle Operators
 - Teen Drivers

2022 Florida Highway Safety Improvement Program

- User Behavior
 - Impaired Driving
 - Occupant Protection
 - Speeding and Aggressive Driving
 - Distracted Driving

Evolving Emphasis Areas include crashes involving:

- Work Zones
- Drowsy and Ill Driving
- Rail Crossings
- Roadway Transit
- Micromobility
- Connected and Automated Vehicles

Program Methodology

Since the last update of the SHSP in 2021, FDOT and traffic safety stakeholders reviewed and updated program methodologies regularly.

Program Justification

Justification for the programs is that they (1) address Florida SHSP priorities and (2) are FHWA focused approaches to safety.

Data Types for Program Methodologies

The data types used in the program methodologies include:

- Crash
 - fatal and serious injury crashes
 - all crashes
- Exposure
 - traffic
 - volume
 - population
- Roadway
 - horizontal curvature
 - functional classification
 - roadside features
 - context classification

Project Identification

Project identification methodologies used for these programs are:

- crash frequency,
- crash rate,
- excess expected crash frequency,
- over-representation of crashes,
- crash tree diagrams, and
- applications of safety performance functions (SPFs).

2022 Florida Highway Safety Improvement Program

Local Roads

Local roads (non-state owned and operated) are included or addressed in the Florida HSIP programs.

Local Road Methodologies

Local road projects are identified through the same methodologies used for state roads.

Program Advancement for Implementation

Projects under the Florida HSIP programs are advanced for implementation by identifying locations through GIS analysis by Central Office or vetting through the districts. District submitted projects are evaluated using a benefit-cost ratio greater than 1.

Prioritization Processes

Central Office and the Districts use several methods to prioritize HSIP projects. They include:

- ranking based on the benefit-cost ratio,
- ranking based on net benefit,
- net present value,
- available funding, and
- cost effectiveness.

[Source: Florida HSIP Guidelines Manual, 2021]

[Source: FDOT State Safety Office, 2021]

[Source: FDOT Work Program and Budget Office, 2021]

Program: Bicycle Safety

Date of Program Methodology:9/1/2021

What is the justification for this program?

- Addresses SHSP priority or emphasis area
- FHWA focused approach to safety

What is the funding approach for this program?

Competes with all projects

What data types were used in the program methodology?

Crashes

- All crashes
- Fatal and serious injury crashes only

Exposure

- Traffic
- Volume
- Population

Roadway

- Functional classification
- Roadside features

What project identification methodology was used for this program?

2022 Florida Highway Safety Improvement Program

- Crash frequency
- Crash rate

Are local roads (non-state owned and operated) included or addressed in this program?

Yes

Are local road projects identified using the same methodology as state roads?

Yes

How are projects under this program advanced for implementation?

- Other-Contributing factors such as time of day (75% of fatal pedestrian and bicycle crashes occur during dusk or dark hours)
- Other-Locations are identified through GIS analysis by Central Office or vetted through the districts. District submitted projects are evaluated using a Benefit Cost Ratio greater than 1.

Select the processes used to prioritize projects for implementation. For the methods selected, indicate the relative importance of each process in project prioritization. Enter either the weights or numerical rankings. If weights are entered, the sum must equal 100. If ranks are entered, indicate ties by giving both processes the same rank and skip the next highest rank (as an example: 1, 2, 2, 4).

Rank of Priority Consideration

Ranking based on B/C:5

Available funding:5

Ranking based on net benefit:5

Cost Effectiveness:5

Other-Net Present Value:5

Program: Intersection

Date of Program Methodology:7/1/2019

What is the justification for this program?

- Addresses SHSP priority or emphasis area
- FHWA focused approach to safety

What is the funding approach for this program?

Competes with all projects

What data types were used in the program methodology?

Crashes

- All crashes

Exposure

- Traffic
- Volume

Roadway

- Functional classification
- Roadside features
- Other-Mile Point

2022 Florida Highway Safety Improvement Program

- Fatal and serious injury crashes only
- Population
- Other-Context classification

What project identification methodology was used for this program?

- Crash frequency
- Crash rate
- Excess expected crash frequency using SPFs

Are local roads (non-state owned and operated) included or addressed in this program?

Yes

Are local road projects identified using the same methodology as state roads?

Yes

How are projects under this program advanced for implementation?

- Other-Districts coordinate with staff for projects and submit to Central Office for approval.

Select the processes used to prioritize projects for implementation. For the methods selected, indicate the relative importance of each process in project prioritization. Enter either the weights or numerical rankings. If weights are entered, the sum must equal 100. If ranks are entered, indicate ties by giving both processes the same rank and skip the next highest rank (as an example: 1, 2, 2, 4).

Rank of Priority Consideration

Ranking based on B/C:5

Available funding:5

Ranking based on net benefit:5

Cost Effectiveness:5

Other-Net Present Value:5

Program: Pedestrian Safety

Date of Program Methodology:9/1/2021

What is the justification for this program?

- Addresses SHSP priority or emphasis area
- FHWA focused approach to safety

What is the funding approach for this program?

Competes with all projects

What data types were used in the program methodology?

2022 Florida Highway Safety Improvement Program

Crashes

- All crashes
- Fatal and serious injury crashes only

Exposure

- Traffic
- Volume
- Population

Roadway

- Functional classification
- Roadside features

What project identification methodology was used for this program?

- Crash frequency
- Crash rate
- Other-Contributing factors such as time of day (75% of fatal pedestrian and bicycle crashes occur during dusk or dark hours)
- Other-Projects are identified using GIS analysis of crash locations and frequency.

Are local roads (non-state owned and operated) included or addressed in this program?

Yes

Are local road projects identified using the same methodology as state roads?

Yes

How are projects under this program advanced for implementation?

- Competitive application process

Select the processes used to prioritize projects for implementation. For the methods selected, indicate the relative importance of each process in project prioritization. Enter either the weights or numerical rankings. If weights are entered, the sum must equal 100. If ranks are entered, indicate ties by giving both processes the same rank and skip the next highest rank (as an example: 1, 2, 2, 4).

Rank of Priority Consideration

Ranking based on B/C:5

Available funding:5

Ranking based on net benefit:5

Cost Effectiveness:5

Other-Net Present Value:5

Program: Skid Hazard

Date of Program Methodology:7/1/2021

What is the justification for this program?

- Addresses SHSP priority or emphasis area
- FHWA focused approach to safety

What is the funding approach for this program?

2022 Florida Highway Safety Improvement Program

Competes with all projects

What data types were used in the program methodology?

Crashes

- All crashes
- Fatal and serious injury crashes only

Exposure

- Traffic
- Volume
- Population

Roadway

- Horizontal curvature
- Functional classification
- Roadside features
- Other-Friction Number

What project identification methodology was used for this program?

- Crash frequency
- Crash rate
- Excess expected crash frequency using SPFs
- Other-Locations with a high proportion of wet weather crashes are included in the screening process for skid hazard project locations.

Are local roads (non-state owned and operated) included or addressed in this program?

Yes

Are local road projects identified using the same methodology as state roads?

Yes

How are projects under this program advanced for implementation?

- Competitive application process

Select the processes used to prioritize projects for implementation. For the methods selected, indicate the relative importance of each process in project prioritization. Enter either the weights or numerical rankings. If weights are entered, the sum must equal 100. If ranks are entered, indicate ties by giving both processes the same rank and skip the next highest rank (as an example: 1, 2, 2, 4).

Rank of Priority Consideration

Ranking based on B/C:5

Available funding:5

Ranking based on net benefit:5

Cost Effectiveness:5

Other-Net Present Value:5

Program: Other-Lane Departure

Date of Program Methodology:7/1/2022

What is the justification for this program?

2022 Florida Highway Safety Improvement Program

- Addresses SHSP priority or emphasis area
- FHWA focused approach to safety

What is the funding approach for this program?

Competes with all projects

What data types were used in the program methodology?

Crashes

- All crashes
- Fatal and serious injury crashes only

Exposure

- Traffic
- Volume
- Population

Roadway

- Horizontal curvature
- Functional classification
- Roadside features
- Other-Mile Point

What project identification methodology was used for this program?

- Crash frequency
- Crash rate
- Excess expected crash frequency using SPFs
- Excess proportions of specific crash types

Are local roads (non-state owned and operated) included or addressed in this program?

Yes

Are local road projects identified using the same methodology as state roads?

Yes

How are projects under this program advanced for implementation?

- Competitive application process

Select the processes used to prioritize projects for implementation. For the methods selected, indicate the relative importance of each process in project prioritization. Enter either the weights or numerical rankings. If weights are entered, the sum must equal 100. If ranks are entered, indicate ties by giving both processes the same rank and skip the next highest rank (as an example: 1, 2, 2, 4).

Rank of Priority Consideration

Ranking based on B/C:5

Available funding:5

Ranking based on net benefit:5

Cost Effectiveness:5

Other-Net Present Value:5

What percentage of HSIP funds address systemic improvements?

28.3

HSIP funds are used to address which of the following systemic improvements?

- Add/Upgrade/Modify/Remove Traffic Signal
- High friction surface treatment
- Horizontal curve signs
- Install/Improve Lighting
- Install/Improve Pavement Marking and/or Delineation
- Install/Improve Signing
- Pavement/Shoulder Widening
- Rumble Strips
- Upgrade Guard Rails
- Wrong way driving treatments

The list does not include all improvement types because queries of FDOT Work Program and Budget systems are limited to available work mix fields.

[Source: FDOT Office of Work Program and Budget, MADDOG system, HSIP Funds for FY 2021/2022]

What process is used to identify potential countermeasures?

- Crash data analysis
- Data-driven safety analysis tools (HSM, CMF Clearinghouse, SafetyAnalyst, usRAP)
- Engineering Study
- Road Safety Assessment
- SHSP/Local road safety plan
- Stakeholder input
- Other-FHWA resources
- Other-Root Cause Analysis

FDOT continues to refine and innovate to focus on the most significant factors accounting for the most fatal or serious injuries. FDOT applies root cause analysis with the Pareto principle for outcomes, whereby nearly 80% of consequences come from 20% of causes. This practice helps to concentrate resources, countermeasures, and improvement initiatives on factors with the most significant impact on traffic safety. This root cause analysis compliments and enhances other processes used to identify potential countermeasures.

Does the State HSIP consider connected vehicles and ITS technologies?

Yes

Describe how the State HSIP considers connected vehicles and ITS technologies.

FDOT Transportation Systems Management and Operations (TMSO) Program focuses on six primary areas – (1) Connected Vehicle, (2) Management/Deployments, (3) ITS Communications, (4) ITS Software and Architecture, the (5) Statewide Arterial Management Program (STAMP), and (6) Managed Lanes. Four of the TMSO areas address connected vehicles and ITS technologies.

The **Connected Vehicle** initiative uses leading edge technologies to quickly identify roadway hazards and alert drivers. Among others, these technologies include:

- Wireless communications

2022 Florida Highway Safety Improvement Program

- Vehicle sensors
- Global positioning system navigation

Management/Deployments promotes ITS deployments on Florida's roadways, develops standards, maintains the ITS Strategic Plan, and implements a systems engineering process to support procurement and deployment of ITS. Management/Deployments also deploys advanced traveler information systems and 511; develops and updates the ITS standards and specifications; provides technical support and assistance to FDOT District Offices and other partners; and promotes and coordinates the statewide use of robust, non-proprietary ITS standards.

ITS Communications guides deployment of a communications backbone to serve ITS deployments on major corridors; manages and updates the Florida ITS Operations Network to support ITS deployments; manages the maintenance program for the Florida ITS Operations Network to support ITS deployments and various ITS research and development initiatives; manages the Federal Communications Commission statewide radio license database; and manages the Wireless General Manager Agreement, a resource sharing public/private partnership which places commercial wireless carriers on FDOT rights-of-way, with American Tower Corporation.

ITS Software and Architecture manages the SunGuide ® Software System for freeway and incident management, transportation management center interoperability, and data archiving; manages the Statewide ITS Architecture to promote integrated ITS regions, corridors, and projects; coordinates ITS training to enhance the quality and quantity of the State's ITS workforce; and oversees Unified traffic information and management system for the State of Florida ITS traffic data.

[Source: FDOT Transportation Systems Management and Operations website (<https://www.fdot.gov/traffic/its/tsmo.shtml>) as of 6/15/2022]

Does the State use the Highway Safety Manual to support HSIP efforts?

Yes

Please describe how the State uses the HSM to support HSIP efforts.

The Florida Department of Transportation (FDOT) supports research to configure and customize the Highway Safety Manual (HSM) methods to Florida's roadways.

Safety Engineering from the FDOT State Safety Office (SSO) maintains a website for Safety Analysis Methods and Resources. The website contains information on safety analyses based for location-specific analysis, systemic analysis, and predictive analysis.

FDOT uses a risk-based approach to systemically analyze safety performance of roadways. Using risk factors we identify locations to implement safety improvements to prevent crashes. Safety Performance Functions (SPFs) are developed from crash data from similar sites, all adjusted to presumed "base" conditions. Crash Modification Factors (CMFs) are then applied to convert from the base conditions to the conditions at the location being studied. Additionally, a local calibration factor is also applied based on local crash experience on similar roadway sites. Empirical methods may also be applied if both a SPF and actual crash data are available.

FDOT HSM resources and tools address HSM Part B (Roadway Safety Management Process), HSM Part C (Predictive Method), Crash Modification Factors (CMFs), in-house training, and access to external resources. Regarding HSM Part B, FDOT uses network screening and a dashboard highlighting safety needs. For HSM Part C, FDOT utilizes Intersection Control Evaluation (ICE), spreadsheet tools and crash cost calculations, and

2022 Florida Highway Safety Improvement Program

developmental work for Florida-based SPFs and CMFs for intersections in context classifications C3R, C3C and C4.

FDOT network screening includes:

- Safe Strides 2 Zero (SS2Z) – conducting an annual screening of signalized intersections on the SHS. Identifies high crash signalized intersections and is shown in the Safety Needs List Dashboard.
- 2020 Pedestrian & Bicycle Network Screening – a risk-based evaluation of pedestrian and bicycle safety on the SHS utilizing roadway characteristics and ped and bike demand characteristics. Results are available on eTraffic.

The Safety Needs List Dashboard enables FDOT project scoping staff to incorporate safety needs into any work program project. The Dashboard consists of the Traffic Operations' Statewide Safety Initiatives and the over-lapping safety needs priorities identified by each district.

[Source: Safety Analysis Methods & Resources by FDOT Safety Engineering, (<https://www.fdot.gov/safety/safetyengineering/safetyanalysismethods.shtm>) as of 6/17/2022]

[Source: Florida HSIP Guidelines Manual, 2021]

[Source: FDOT Highway Safety Manual User Guide, 2015]

Describe other aspects of the HSIP methodology on which the State would like to elaborate.

FDOT implements highway safety improvement projects in several ways (1) predictive analytics-based projects, (2) systemic projects, (3) hotspot projects, (4) policy-based projects, and (5) data and analysis projects. FDOT incorporates a combination of these types of projects within the HSIP. Each type addresses serious crash risks and safety problems in a different way, creating a diversified portfolio of investments in safety improvements. However, the HSIP does not have to include projects of each type every year. Districts are encouraged to use discretion to address their safety concerns with projects that provide the greatest opportunity to reduce fatalities and serious injuries.

Systemic projects focus on mitigating highly prevalent crash types or contributing factors in the SHSP that result in large numbers of fatalities and serious injuries across the network. FDOT tries to address these issues as cost-efficiently as possible. FDOT leverages the mobilization and other fixed costs of existing projects (e.g., resurfacing, restoration, rehabilitation) and promotes using cost-effective countermeasures to existing non-HSIP projects. Hotspot projects focus on the roadway segments, corridors, intersections, or ramps with highest overall potential for safety improvement across the network. FDOT supports improvement projects that are feasible, cost-effective, and address serious or fatal injuries for emphasis areas in the Florida SHSP. Geometric and operational characteristics are also considered for these projects. Policy-based projects are improvements to bring roadway design or operational features up to a standard. Policy-based countermeasures (also called nominal or systematic) often aim to reduce liability as well as crash risk, such as updating old roadside hardware to current designs or meeting sign retro-reflectivity standards. Data and analysis projects enhance the delivery of the HSIP by advancing planning, implementation, and evaluation methods. FDOT recommends projects that are strategic with a clear goal to help reduce fatalities and serious injuries.

[Source: Florida HSIP Guidelines Manual, 2021]

Project Implementation

Funds Programmed

Reporting period for HSIP funding.

State Fiscal Year

Enter the programmed and obligated funding for each applicable funding category.

FUNDING CATEGORY	PROGRAMMED	OBLIGATED	% OBLIGATED/PROGRAMMED
HSIP (23 U.S.C. 148)	\$189,060,832	\$189,060,313	100%
HRRR Special Rule (23 U.S.C. 148(g)(1))	\$2	\$2	100%
Penalty Funds (23 U.S.C. 154)	\$0	\$0	0%
Penalty Funds (23 U.S.C. 164)	\$0	\$0	0%
RHCP (for HSIP purposes) (23 U.S.C. 130(e)(2))	\$0	\$0	0%
Other Federal-aid Funds (i.e. STBG, NHPP)	\$0	\$0	0%
State and Local Funds	\$0	\$0	0%
Totals	\$189,060,834	\$189,060,315	100%

Financial data is based on fund codes associated with the Highway Safety Improvement Program (HSIP).

[Source: FDOT Office of Work Program and Budget, MADDOG system, FY2021/2022, as of 2022-05-31]

How much funding is programmed to local (non-state owned and operated) or tribal safety projects?

\$22,382,699

How much funding is obligated to local or tribal safety projects?

\$22,382,697

Financial information is based on data in the FDOT Office of Work Program and Budget systems.

[Source: MADDOG system, FY2021/2022, as of 2022-03-31]

How much funding is programmed to non-infrastructure safety projects?

\$7,233,216

2022 Florida Highway Safety Improvement Program

How much funding is obligated to non-infrastructure safety projects?

\$7,233,215

Financial information is based on data in the FDOT Office of Work Program and Budget systems.

[Source: MADDOG system, FY2021/2022, as of 2022-03-31]

How much funding was transferred in to the HSIP from other core program areas during the reporting period under 23 U.S.C. 126?

\$0

How much funding was transferred out of the HSIP to other core program areas during the reporting period under 23 U.S.C. 126?

\$17,759,142

Financial information is based on data in the FDOT Office of Work Program and Budget systems.

[Source: MADDOG system, FY2021/2022, as of 2022-03-31]

Discuss impediments to obligating HSIP funds and plans to overcome this challenge in the future.

We do not report any impediments to obligating HSIP fund at this time.

[Source: FDOT State Safety Office, 2022]

General Listing of Projects

List the projects obligated using HSIP funds for the reporting period.

PROJECT NAME	IMPROVEMENT CATEGORY	SUBCATEGORY	OUTPUTS	OUTPUT TYPE	HSIP PROJECT COST(\$)	TOTAL PROJECT COST(\$)	FUNDING CATEGORY	LAND USE/AREA TYPE	FUNCTIONAL CLASSIFICATION	AADT	SPEED	OWNERSHIP	METHOD FOR SITE SELECTION	SHSP EMPHASIS AREA	SHSP STRATEGY
190258-1	Advanced technology and ITS	Advanced technology and ITS - other			\$801158	\$801158	HSIP (23 U.S.C. 148)			0		State Highway Agency	Benefit-cost ratio, net present value, or similar	Multiple	Engineering
190258-1	Advanced technology and ITS	Advanced technology and ITS - other			\$1000	\$1000	HSIP (23 U.S.C. 148)			0		State Highway Agency	Benefit-cost ratio, net present value, or similar	Pedestrians and bicyclists	Engineering
211079-3	Roadway	Roadway - other			\$38890	\$38890	HSIP (23 U.S.C. 148)			0		State Highway Agency	Benefit-cost ratio, net present value, or similar	Multiple	Engineering
211079-4	Intersection traffic control	Modify traffic signal timing – general retiming			\$1000	\$1000	HSIP (23 U.S.C. 148)			0		State Highway Agency	Benefit-cost ratio, net present value, or similar	Intersections	Engineering
211079-5	Miscellaneous	Road safety audits			\$5972	\$5972	HSIP (23 U.S.C. 148)			0		Other Local Agency	Benefit-cost ratio, net present value, or similar	Multiple	Engineering
211079-6	Roadway	Roadway - other			\$1608082	\$1608082	HSIP (23 U.S.C. 148)			0		Other Local Agency	Benefit-cost ratio, net present value, or similar	Multiple	Engineering
220838-3	Roadway	Roadway - other			\$1855	\$1855	HSIP (23 U.S.C. 148)			0		State Highway Agency	Benefit-cost ratio, net present value, or similar	Multiple	Engineering
220838-3	Roadway	Roadway - other			\$5049	\$5049	HSIP (23 U.S.C. 148)			0		State Highway Agency	Benefit-cost ratio, net present value, or similar	Multiple	Engineering

2022 Florida Highway Safety Improvement Program

PROJECT NAME	IMPROVEMENT CATEGORY	SUBCATEGORY	OUTPUTS	OUTPUT TYPE	HSIP PROJECT COST(\$)	TOTAL PROJECT COST(\$)	FUNDING CATEGORY	LAND USE/AREA TYPE	FUNCTIONAL CLASSIFICATION	AADT	SPEED	OWNERSHIP	METHOD FOR SITE SELECTION	SHSP EMPHASIS AREA	SHSP STRATEGY
230094-8	Miscellaneous	Data analysis			\$200000	\$200000	HSIP (23 U.S.C. 148)			0		State Highway Agency	Benefit-cost ratio, net present value, or similar	Data	Engineering
230094-9	Miscellaneous	Data analysis			\$158040	\$158040	HSIP (23 U.S.C. 148)			0		State Highway Agency	Benefit-cost ratio, net present value, or similar	Data	Engineering
237995-1	Roadway	Roadway - other			\$36283	\$36283	HSIP (23 U.S.C. 148)			0		State Highway Agency	Benefit-cost ratio, net present value, or similar	Multiple	Engineering
237995-1	Roadway	Roadway - other			\$42819	\$42819	HSIP (23 U.S.C. 148)			0		State Highway Agency	Benefit-cost ratio, net present value, or similar	Multiple	Engineering
237995-1	Roadway	Roadway - other			\$187715	\$187715	HSIP (23 U.S.C. 148)			0		State Highway Agency	Benefit-cost ratio, net present value, or similar	Multiple	Engineering
237995-1	Roadway	Roadway - other			\$176288	\$176288	HSIP (23 U.S.C. 148)			0		State Highway Agency	Benefit-cost ratio, net present value, or similar	Multiple	Engineering
254553-2	Miscellaneous	Road audits safety			\$1201984	\$1201984	HSIP (23 U.S.C. 148)			0		State Highway Agency	Benefit-cost ratio, net present value, or similar	Multiple	Engineering
254553-2	Miscellaneous	Road audits safety			\$1300881	\$1300881	HSIP (23 U.S.C. 148)			0		State Highway Agency	Benefit-cost ratio, net present value, or similar	Multiple	Engineering
254646-1	Pedestrians and bicyclists	Pedestrians and bicyclists – other			\$295588	\$295588	HSIP (23 U.S.C. 148)			0		State Highway Agency	Benefit-cost ratio, net present value, or similar	Pedestrians and bicyclists	Engineering

2022 Florida Highway Safety Improvement Program

PROJECT NAME	IMPROVEMENT CATEGORY	SUBCATEGORY	OUTPUTS	OUTPUT TYPE	HSIP PROJECT COST(\$)	TOTAL PROJECT COST(\$)	FUNDING CATEGORY	LAND USE/AREA TYPE	FUNCTIONAL CLASSIFICATION	AADT	SPEED	OWNERSHIP	METHOD FOR SITE SELECTION	SHSP EMPHASIS AREA	SHSP STRATEGY
254647-1	Pedestrians and bicyclists	Pedestrians and bicyclists – other			\$43764	\$43764	HSIP (23 U.S.C. 148)			0		State Highway Agency	Benefit-cost ratio, net present value, or similar	Pedestrians and bicyclists	Engineering
254677-2	Roadway	Roadway - other			\$377246	\$377246	HSIP (23 U.S.C. 148)			0		State Highway Agency	Benefit-cost ratio, net present value, or similar	Multiple	Engineering
254677-2	Roadway	Roadway - other			\$2302765	\$2302765	HSIP (23 U.S.C. 148)			0		State Highway Agency	Benefit-cost ratio, net present value, or similar	Multiple	Engineering
254677-2	Roadway	Roadway - other			\$1052376	\$1052376	HSIP (23 U.S.C. 148)			0		State Highway Agency	Benefit-cost ratio, net present value, or similar	Multiple	Engineering
256881-5	Pedestrians and bicyclists	Pedestrian bridge			\$21843	\$21843	HSIP (23 U.S.C. 148)			0		State Highway Agency	Benefit-cost ratio, net present value, or similar	Pedestrians and bicyclists	Engineering
409224-1	Roadway	Roadway - other			\$52270	\$52270	HSIP (23 U.S.C. 148)			0		State Highway Agency	Benefit-cost ratio, net present value, or similar	Multiple	Engineering
409224-1	Roadway	Roadway - other			\$98463	\$98463	HSIP (23 U.S.C. 148)			0		State Highway Agency	Benefit-cost ratio, net present value, or similar	Multiple	Engineering
425646-5	Miscellaneous	Miscellaneous - other			\$150945	\$150945	HSIP (23 U.S.C. 148)			0		State Highway Agency	Benefit-cost ratio, net present value, or similar	Multiple	Engineering
429186-5	Intersection traffic control	Intersection traffic control - other			\$17405	\$17405	HSIP (23 U.S.C. 148)			0		State Highway Agency	Systemic	Intersections	Engineering
429186-5	Intersection traffic control	Intersection traffic control - other			\$153688	\$153688	HSIP (23 U.S.C. 148)			0		State Highway Agency	Systemic	Intersections	Engineering

2022 Florida Highway Safety Improvement Program

PROJECT NAME	IMPROVEMENT CATEGORY	SUBCATEGORY	OUTPUTS	OUTPUT TYPE	HSIP PROJECT COST(\$)	TOTAL PROJECT COST(\$)	FUNDING CATEGORY	LAND USE/AREA TYPE	FUNCTIONAL CLASSIFICATION	AADT	SPEED	OWNERSHIP	METHOD FOR SITE SELECTION	SHSP EMPHASIS AREA	SHSP STRATEGY
429186-5	Intersection traffic control	Intersection traffic control - other			\$5494	\$5494	HSIP (23 U.S.C. 148)			0		State Highway Agency	Systemic	Intersections	Engineering
430590-2	Intersection traffic control	Intersection traffic control - other			\$9417	\$9417	HSIP (23 U.S.C. 148)			0		State Highway Agency	Systemic	Intersections	Engineering
430608-2	Intersection traffic control	Intersection traffic control - other			\$114	\$114	HSIP (23 U.S.C. 148)			0		State Highway Agency	Systemic	Intersections	Engineering
430808-3	Intersection geometry	Intersection geometry - other			\$6893	\$6893	HSIP (23 U.S.C. 148)			0		State Highway Agency	Benefit-cost ratio, net present value, or similar	Intersections	Engineering
430852-1	Miscellaneous	Road safety audits			\$89610	\$89610	HSIP (23 U.S.C. 148)			0		State Highway Agency	Benefit-cost ratio, net present value, or similar	Multiple	Engineering
430911-1	Intersection geometry	Intersection geometry - other			\$57	\$57	HSIP (23 U.S.C. 148)			0		State Highway Agency	Benefit-cost ratio, net present value, or similar	Intersections	Engineering
430914-1	Intersection geometry	Intersection geometry - other			\$266857	\$266857	HSIP (23 U.S.C. 148)			0		State Highway Agency	Benefit-cost ratio, net present value, or similar	Intersections	Engineering
432404-1	Intersection traffic control	Intersection traffic control - other			\$36771	\$36771	HSIP (23 U.S.C. 148)			0		State Highway Agency	Systemic	Intersections	Engineering
432584-3	Intersection traffic control	Intersection traffic control - other			\$10786	\$10786	HSIP (23 U.S.C. 148)			0		State Highway Agency	Systemic	Intersections	Engineering
432584-3	Intersection traffic control	Intersection traffic control - other			\$49	\$49	HSIP (23 U.S.C. 148)			0		State Highway Agency	Systemic	Intersections	Engineering
432584-3	Intersection traffic control	Intersection traffic control - other			\$4513	\$4513	HSIP (23 U.S.C. 148)			0		State Highway Agency	Systemic	Intersections	Engineering
432648-1	Intersection geometry	Intersection geometry - other			\$300579	\$300579	HSIP (23 U.S.C. 148)			0		State Highway Agency	Benefit-cost ratio, net present	Intersections	Engineering

2022 Florida Highway Safety Improvement Program

PROJECT NAME	IMPROVEMENT CATEGORY	SUBCATEGORY	OUTPUTS	OUTPUT TYPE	HSIP PROJECT COST(\$)	TOTAL PROJECT COST(\$)	FUNDING CATEGORY	LAND USE/AREA TYPE	FUNCTIONAL CLASSIFICATION	AADT	SPEED	OWNERSHIP	METHOD FOR SITE SELECTION	SHSP EMPHASIS AREA	SHSP STRATEGY
													value, or similar		
432648-1	Intersection geometry	Intersection geometry - other			\$101	\$101	HSIP (23 U.S.C. 148)			0		State Highway Agency	Benefit-cost ratio, net present value, or similar	Intersections	Engineering
432748-5	Intersection traffic control	Intersection traffic control - other			\$13133	\$13133	HSIP (23 U.S.C. 148)			0		State Highway Agency	Systemic	Intersections	Engineering
433108-6	Roadway	Roadway - other			\$209339	\$209339	HSIP (23 U.S.C. 148)			0		State Highway Agency	Benefit-cost ratio, net present value, or similar	Lane Departure	Engineering
433144-1	Pedestrians and bicyclists	Pedestrians and bicyclists – other			\$8924375	\$8924375	HSIP (23 U.S.C. 148)			0		State Highway Agency	Benefit-cost ratio, net present value, or similar	Pedestrians and bicyclists	Engineering
433144-2	Pedestrians and bicyclists	Pedestrians and bicyclists – other			\$142181	\$142181	HSIP (23 U.S.C. 148)			0		State Highway Agency	Benefit-cost ratio, net present value, or similar	Pedestrians and bicyclists	Engineering
433144-3	Pedestrians and bicyclists	Pedestrians and bicyclists – other			\$107627	\$107627	HSIP (23 U.S.C. 148)			0		State Highway Agency	Benefit-cost ratio, net present value, or similar	Pedestrians and bicyclists	Engineering
433522-1	Miscellaneous	Data analysis			\$16000	\$16000	HSIP (23 U.S.C. 148)			0		State Highway Agency	Benefit-cost ratio, net present value, or similar	Intersections	Engineering
434273-3	Lighting	Continuous roadway lighting			\$1770	\$1770	HSIP (23 U.S.C. 148)			0		State Highway Agency	Systemic	Lane Departure	Engineering
434273-3	Lighting	Continuous roadway lighting			\$13427	\$13427	HSIP (23 U.S.C. 148)			0		State Highway Agency	Systemic	Lane Departure	Engineering
434273-4	Lighting	Continuous roadway lighting			\$51549	\$51549	HSIP (23 U.S.C. 148)			0		State Highway Agency	Systemic	Lane Departure	Engineering

2022 Florida Highway Safety Improvement Program

PROJECT NAME	IMPROVEMENT CATEGORY	SUBCATEGORY	OUTPUTS	OUTPUT TYPE	HSIP PROJECT COST(\$)	TOTAL PROJECT COST(\$)	FUNDING CATEGORY	LAND USE/AREA TYPE	FUNCTIONAL CLASSIFICATION	AADT	SPEED	OWNERSHIP	METHOD FOR SITE SELECTION	SHSP EMPHASIS AREA	SHSP STRATEGY
434273-4	Lighting	Continuous roadway lighting			\$22317	\$22317	HSIP (23 U.S.C. 148)			0		State Highway Agency	Systemic	Lane Departure	Engineering
434333-1	Pedestrians and bicyclists	Install sidewalk			\$1500	\$1500	HSIP (23 U.S.C. 148)			0		State Highway Agency	Benefit-cost ratio, net present value, or similar	Pedestrians and bicyclists	Engineering
434333-1	Pedestrians and bicyclists	Install sidewalk			\$71797	\$71797	HSIP (23 U.S.C. 148)			0		State Highway Agency	Benefit-cost ratio, net present value, or similar	Pedestrians and bicyclists	Engineering
434333-1	Pedestrians and bicyclists	Install sidewalk			\$19700	\$19700	HSIP (23 U.S.C. 148)			0		State Highway Agency	Benefit-cost ratio, net present value, or similar	Pedestrians and bicyclists	Engineering
434779-1	Roadway	Roadway - other			\$1381304	\$1381304	HSIP (23 U.S.C. 148)			0		State Highway Agency	Benefit-cost ratio, net present value, or similar	Multiple	Engineering
434848-1	Roadway	Roadway widening - add lane(s) along segment			\$7789	\$7789	HSIP (23 U.S.C. 148)			0		State Highway Agency	Systemic	Lane Departure	Engineering
435837-1	Intersection geometry	Intersection geometry - other			\$309	\$309	HSIP (23 U.S.C. 148)			0		Other Local Agency	Benefit-cost ratio, net present value, or similar	Intersections	Engineering
435837-1	Intersection geometry	Intersection geometry - other			\$1327	\$1327	HSIP (23 U.S.C. 148)			0		Other Local Agency	Benefit-cost ratio, net present value, or similar	Intersections	Engineering
436011-1	Shoulder treatments	Shoulder treatments - other			\$285	\$285	HSIP (23 U.S.C. 148)			0		Other Local Agency	Benefit-cost ratio, net present value, or similar	Lane Departure	Engineering
436023-1	Pedestrians and bicyclists	Pedestrians and bicyclists - other			\$1080	\$1080	HSIP (23 U.S.C. 148)			0		State Highway Agency	Benefit-cost ratio, net present	Pedestrians and bicyclists	Engineering

2022 Florida Highway Safety Improvement Program

PROJECT NAME	IMPROVEMENT CATEGORY	SUBCATEGORY	OUTPUTS	OUTPUT TYPE	HSIP PROJECT COST(\$)	TOTAL PROJECT COST(\$)	FUNDING CATEGORY	LAND USE/AREA TYPE	FUNCTIONAL CLASSIFICATION	AADT	SPEED	OWNERSHIP	METHOD FOR SITE SELECTION	SHSP EMPHASIS AREA	SHSP STRATEGY
													value, or similar		
436023-1	Pedestrians and bicyclists	Pedestrians and bicyclists – other			\$32182	\$32182	HSIP (23 U.S.C. 148)			0		State Highway Agency	Benefit-cost ratio, net present value, or similar	Pedestrians and bicyclists	Engineering
436041-1	Intersection geometry	Intersection geometry - other			\$11568	\$11568	HSIP (23 U.S.C. 148)			0		State Highway Agency	Benefit-cost ratio, net present value, or similar	Intersections	Engineering
436041-1	Intersection geometry	Intersection geometry - other			\$2872631	\$2872631	HSIP (23 U.S.C. 148)			0		State Highway Agency	Benefit-cost ratio, net present value, or similar	Intersections	Engineering
436111-1	Intersection geometry	Intersection geometry - other			\$159	\$159	HSIP (23 U.S.C. 148)			0		State Highway Agency	Benefit-cost ratio, net present value, or similar	Intersections	Engineering
436485-1	Roadway	Roadway widening - add lane(s) along segment			\$2197	\$2197	HSIP (23 U.S.C. 148)			0		State Highway Agency	Systemic	Lane Departure	Engineering
436495-1	Roadway	Roadway widening - add lane(s) along segment			\$13	\$13	HSIP (23 U.S.C. 148)			0		State Highway Agency	Systemic	Lane Departure	Engineering
436588-1	Roadway	Roadway widening - add lane(s) along segment			\$5244	\$5244	HSIP (23 U.S.C. 148)			0		State Highway Agency	Systemic	Lane Departure	Engineering
436612-2	Roadway	Roadway - other			\$49326	\$49326	HSIP (23 U.S.C. 148)			0		State Highway Agency	Benefit-cost ratio, net present value, or similar	Multiple	Engineering
436612-4	Roadway	Roadway - other			\$254290	\$254290	HSIP (23 U.S.C. 148)			0		State Highway Agency	Benefit-cost ratio, net present value, or similar	Multiple	Engineering

2022 Florida Highway Safety Improvement Program

PROJECT NAME	IMPROVEMENT CATEGORY	SUBCATEGORY	OUTPUTS	OUTPUT TYPE	HSIP PROJECT COST(\$)	TOTAL PROJECT COST(\$)	FUNDING CATEGORY	LAND USE/AREA TYPE	FUNCTIONAL CLASSIFICATION	AADT	SPEED	OWNERSHIP	METHOD FOR SITE SELECTION	SHSP EMPHASIS AREA	SHSP STRATEGY
436615-1	Pedestrians and bicyclists	Pedestrians and bicyclists – other			\$5546	\$5546	HSIP (23 U.S.C. 148)			0		Other Local Agency	Benefit-cost ratio, net present value, or similar	Pedestrians and bicyclists	Engineering
436615-1	Pedestrians and bicyclists	Pedestrians and bicyclists – other			\$249	\$249	HSIP (23 U.S.C. 148)			0		Other Local Agency	Benefit-cost ratio, net present value, or similar	Pedestrians and bicyclists	Engineering
436615-1	Pedestrians and bicyclists	Pedestrians and bicyclists – other			\$829	\$829	HSIP (23 U.S.C. 148)			0		Other Local Agency	Benefit-cost ratio, net present value, or similar	Pedestrians and bicyclists	Engineering
436615-1	Pedestrians and bicyclists	Pedestrians and bicyclists – other			\$45709	\$45709	HSIP (23 U.S.C. 148)			0		Other Local Agency	Benefit-cost ratio, net present value, or similar	Pedestrians and bicyclists	Engineering
436615-1	Pedestrians and bicyclists	Pedestrians and bicyclists – other			\$265	\$265	HSIP (23 U.S.C. 148)			0		Other Local Agency	Benefit-cost ratio, net present value, or similar	Pedestrians and bicyclists	Engineering
436620-1	Roadway	Roadway - other			\$433	\$433	HSIP (23 U.S.C. 148)			0		Other Local Agency	Benefit-cost ratio, net present value, or similar	Lane Departure	Engineering
436621-1	Shoulder treatments	Shoulder treatments - other			\$3024	\$3024	HSIP (23 U.S.C. 148)			0		Other Local Agency	Benefit-cost ratio, net present value, or similar	Lane Departure	Engineering
437354-1	Intersection geometry	Add/modify auxiliary lanes			\$24999	\$24999	HSIP (23 U.S.C. 148)			0		State Highway Agency	Benefit-cost ratio, net present value, or similar	Intersections	Engineering
437354-1	Intersection geometry	Add/modify auxiliary lanes			\$36003	\$36003	HSIP (23 U.S.C. 148)			0		State Highway Agency	Benefit-cost ratio, net present value, or similar	Intersections	Engineering

2022 Florida Highway Safety Improvement Program

PROJECT NAME	IMPROVEMENT CATEGORY	SUBCATEGORY	OUTPUTS	OUTPUT TYPE	HSIP PROJECT COST(\$)	TOTAL PROJECT COST(\$)	FUNDING CATEGORY	LAND USE/AREA TYPE	FUNCTIONAL CLASSIFICATION	AADT	SPEED	OWNERSHIP	METHOD FOR SITE SELECTION	SHSP EMPHASIS AREA	SHSP STRATEGY
437354-1	Intersection geometry	Add/modify auxiliary lanes			\$96941	\$96941	HSIP (23 U.S.C. 148)			0		State Highway Agency	Benefit-cost ratio, net present value, or similar	Intersections	Engineering
437354-1	Intersection geometry	Add/modify auxiliary lanes			\$70021	\$70021	HSIP (23 U.S.C. 148)			0		State Highway Agency	Benefit-cost ratio, net present value, or similar	Intersections	Engineering
437354-1	Intersection geometry	Add/modify auxiliary lanes			\$1828	\$1828	HSIP (23 U.S.C. 148)			0		State Highway Agency	Benefit-cost ratio, net present value, or similar	Intersections	Engineering
437451-1	Intersection geometry	Add/modify auxiliary lanes			\$10490	\$10490	HSIP (23 U.S.C. 148)			0		State Highway Agency	Benefit-cost ratio, net present value, or similar	Intersections	Engineering
437458-1	Shoulder treatments	Shoulder treatments - other			\$3947	\$3947	HSIP (23 U.S.C. 148)			0		Other Local Agency	Benefit-cost ratio, net present value, or similar	Lane Departure	Engineering
437486-1	Intersection traffic control	Intersection traffic control - other			\$1331	\$1331	HSIP (23 U.S.C. 148)			0		Other Local Agency	Systemic	Intersections	Engineering
437605-1	Lighting	Lighting - other			\$2046	\$2046	HSIP (23 U.S.C. 148)			0		State Highway Agency	Systemic	Multiple	Engineering
437605-1	Lighting	Lighting - other			\$297039	\$297039	HSIP (23 U.S.C. 148)			0		State Highway Agency	Systemic	Multiple	Engineering
437605-1	Lighting	Lighting - other			\$100	\$100	HSIP (23 U.S.C. 148)			0		State Highway Agency	Systemic	Multiple	Engineering
437605-1	Lighting	Lighting - other			\$16127	\$16127	HSIP (23 U.S.C. 148)			0		State Highway Agency	Systemic	Multiple	Engineering
437605-1	Lighting	Lighting - other			\$33235	\$33235	HSIP (23 U.S.C. 148)			0		State Highway Agency	Systemic	Multiple	Engineering

2022 Florida Highway Safety Improvement Program

PROJECT NAME	IMPROVEMENT CATEGORY	SUBCATEGORY	OUTPUTS	OUTPUT TYPE	HSIP PROJECT COST(\$)	TOTAL PROJECT COST(\$)	FUNDING CATEGORY	LAND USE/AREA TYPE	FUNCTIONAL CLASSIFICATION	AADT	SPEED	OWNERSHIP	METHOD FOR SITE SELECTION	SHSP EMPHASIS AREA	SHSP STRATEGY
437629-1	Intersection geometry	Intersection geometry - other			\$142105	\$142105	HSIP (23 U.S.C. 148)			0		State Highway Agency	Benefit-cost ratio, net present value, or similar	Intersections	Engineering
437629-1	Intersection geometry	Intersection geometry - other			\$112168	\$112168	HSIP (23 U.S.C. 148)			0		State Highway Agency	Benefit-cost ratio, net present value, or similar	Intersections	Engineering
437629-1	Intersection geometry	Intersection geometry - other			\$19476	\$19476	HSIP (23 U.S.C. 148)			0		State Highway Agency	Benefit-cost ratio, net present value, or similar	Intersections	Engineering
437629-1	Intersection geometry	Intersection geometry - other			\$1207171	\$1207171	HSIP (23 U.S.C. 148)			0		State Highway Agency	Benefit-cost ratio, net present value, or similar	Intersections	Engineering
437630-1	Lighting	Intersection lighting			\$29772	\$29772	HSIP (23 U.S.C. 148)			0		State Highway Agency	Systemic	Intersections	Engineering
437634-1	Intersection geometry	Intersection geometry - other			\$3786	\$3786	HSIP (23 U.S.C. 148)			0		State Highway Agency	Benefit-cost ratio, net present value, or similar	Intersections	Engineering
437634-1	Intersection geometry	Intersection geometry - other			\$53370	\$53370	HSIP (23 U.S.C. 148)			0		State Highway Agency	Benefit-cost ratio, net present value, or similar	Intersections	Engineering
437634-1	Intersection geometry	Intersection geometry - other			\$377970	\$377970	HSIP (23 U.S.C. 148)			0		State Highway Agency	Benefit-cost ratio, net present value, or similar	Intersections	Engineering
437634-1	Intersection geometry	Intersection geometry - other			\$7147	\$7147	HSIP (23 U.S.C. 148)			0		State Highway Agency	Benefit-cost ratio, net present value, or similar	Intersections	Engineering
437634-1	Intersection geometry	Intersection geometry - other			\$8462196	\$8462196	HSIP (23 U.S.C. 148)			0		State Highway Agency	Benefit-cost ratio, net present	Intersections	Engineering

2022 Florida Highway Safety Improvement Program

PROJECT NAME	IMPROVEMENT CATEGORY	SUBCATEGORY	OUTPUTS	OUTPUT TYPE	HSIP PROJECT COST(\$)	TOTAL PROJECT COST(\$)	FUNDING CATEGORY	LAND USE/AREA TYPE	FUNCTIONAL CLASSIFICATION	AADT	SPEED	OWNERSHIP	METHOD FOR SITE SELECTION	SHSP EMPHASIS AREA	SHSP STRATEGY
													value, or similar		
437641-1	Access management	Access management - other			\$4981	\$4981	HSIP (23 U.S.C. 148)			0		State Highway Agency	Benefit-cost ratio, net present value, or similar	Multiple	Engineering
437643-1	Intersection geometry	Intersection geometry - other			\$54215	\$54215	HSIP (23 U.S.C. 148)			0		State Highway Agency	Benefit-cost ratio, net present value, or similar	Intersections	Engineering
437644-1	Intersection geometry	Intersection geometry - other			\$1000	\$1000	HSIP (23 U.S.C. 148)			0		State Highway Agency	Benefit-cost ratio, net present value, or similar	Intersections	Engineering
437644-1	Intersection geometry	Intersection geometry - other			\$11562	\$11562	HSIP (23 U.S.C. 148)			0		State Highway Agency	Benefit-cost ratio, net present value, or similar	Intersections	Engineering
437644-1	Intersection geometry	Intersection geometry - other			\$24408	\$24408	HSIP (23 U.S.C. 148)			0		State Highway Agency	Benefit-cost ratio, net present value, or similar	Intersections	Engineering
437644-1	Intersection geometry	Intersection geometry - other			\$1819060	\$1819060	HSIP (23 U.S.C. 148)			0		State Highway Agency	Benefit-cost ratio, net present value, or similar	Intersections	Engineering
437644-1	Intersection geometry	Intersection geometry - other			\$33	\$33	HSIP (23 U.S.C. 148)			0		State Highway Agency	Benefit-cost ratio, net present value, or similar	Intersections	Engineering
437646-1	Intersection geometry	Intersection geometry - other			\$5853	\$5853	HSIP (23 U.S.C. 148)			0		State Highway Agency	Benefit-cost ratio, net present value, or similar	Intersections	Engineering
437646-1	Intersection geometry	Intersection geometry - other			\$1622	\$1622	HSIP (23 U.S.C. 148)			0		State Highway Agency	Benefit-cost ratio, net present	Intersections	Engineering

2022 Florida Highway Safety Improvement Program

PROJECT NAME	IMPROVEMENT CATEGORY	SUBCATEGORY	OUTPUTS	OUTPUT TYPE	HSIP PROJECT COST(\$)	TOTAL PROJECT COST(\$)	FUNDING CATEGORY	LAND USE/AREA TYPE	FUNCTIONAL CLASSIFICATION	AADT	SPEED	OWNERSHIP	METHOD FOR SITE SELECTION	SHSP EMPHASIS AREA	SHSP STRATEGY
													value, or similar		
437646-1	Intersection geometry	Intersection geometry - other			\$32216	\$32216	HSIP (23 U.S.C. 148)			0		State Highway Agency	Benefit-cost ratio, net present value, or similar	Intersections	Engineering
437646-1	Intersection geometry	Intersection geometry - other			\$2849998	\$2849998	HSIP (23 U.S.C. 148)			0		State Highway Agency	Benefit-cost ratio, net present value, or similar	Intersections	Engineering
437646-1	Intersection geometry	Intersection geometry - other			\$28324	\$28324	HSIP (23 U.S.C. 148)			0		State Highway Agency	Benefit-cost ratio, net present value, or similar	Intersections	Engineering
437646-1	Intersection geometry	Intersection geometry - other			\$12174	\$12174	HSIP (23 U.S.C. 148)			0		State Highway Agency	Benefit-cost ratio, net present value, or similar	Intersections	Engineering
437646-1	Intersection geometry	Intersection geometry - other			\$116630	\$116630	HSIP (23 U.S.C. 148)			0		State Highway Agency	Benefit-cost ratio, net present value, or similar	Intersections	Engineering
437646-1	Intersection geometry	Intersection geometry - other			\$2977	\$2977	HSIP (23 U.S.C. 148)			0		State Highway Agency	Benefit-cost ratio, net present value, or similar	Intersections	Engineering
437646-1	Intersection geometry	Intersection geometry - other			\$21859	\$21859	HSIP (23 U.S.C. 148)			0		State Highway Agency	Benefit-cost ratio, net present value, or similar	Intersections	Engineering
437648-1	Intersection traffic control	Modify control – Modern Roundabout			\$17	\$17	HSIP (23 U.S.C. 148)			0		Other Local Agency	Benefit-cost ratio, net present value, or similar	Intersections	Engineering
437701-1	Lighting	Lighting - other			\$8660	\$8660	HSIP (23 U.S.C. 148)			0		State Highway Agency	Systemic	Multiple	Engineering

2022 Florida Highway Safety Improvement Program

PROJECT NAME	IMPROVEMENT CATEGORY	SUBCATEGORY	OUTPUTS	OUTPUT TYPE	HSIP PROJECT COST(\$)	TOTAL PROJECT COST(\$)	FUNDING CATEGORY	LAND USE/AREA TYPE	FUNCTIONAL CLASSIFICATION	AADT	SPEED	OWNERSHIP	METHOD FOR SITE SELECTION	SHSP EMPHASIS AREA	SHSP STRATEGY
437702-1	Intersection traffic control	Intersection traffic control - other			\$12261	\$12261	HSIP (23 U.S.C. 148)			0		State Highway Agency	Systemic	Intersections	Engineering
437707-1	Intersection traffic control	Intersection traffic control - other			\$20899	\$20899	HSIP (23 U.S.C. 148)			0		State Highway Agency	Systemic	Intersections	Engineering
437707-1	Intersection traffic control	Intersection traffic control - other			\$11853	\$11853	HSIP (23 U.S.C. 148)			0		State Highway Agency	Systemic	Intersections	Engineering
437708-1	Intersection traffic control	Intersection traffic control - other			\$88	\$88	HSIP (23 U.S.C. 148)			0		State Highway Agency	Systemic	Intersections	Engineering
437708-1	Intersection traffic control	Intersection traffic control - other			\$108	\$108	HSIP (23 U.S.C. 148)			0		State Highway Agency	Systemic	Intersections	Engineering
437708-1	Intersection traffic control	Intersection traffic control - other			\$10913	\$10913	HSIP (23 U.S.C. 148)			0		State Highway Agency	Systemic	Intersections	Engineering
437708-1	Intersection traffic control	Intersection traffic control - other			\$19217	\$19217	HSIP (23 U.S.C. 148)			0		State Highway Agency	Systemic	Intersections	Engineering
437731-1	Lighting	Lighting - other			\$5112	\$5112	HSIP (23 U.S.C. 148)			0		State Highway Agency	Systemic	Multiple	Engineering
437916-1	Pedestrians and bicyclists	Pedestrians and bicyclists - other			\$5765	\$5765	HSIP (23 U.S.C. 148)			0		State Highway Agency	Benefit-cost ratio, net present value, or similar	Pedestrians and bicyclists	Engineering
437923-1	Intersection geometry	Intersection geometry - other			\$1616	\$1616	HSIP (23 U.S.C. 148)			0		State Highway Agency	Benefit-cost ratio, net present value, or similar	Intersections	Engineering
438059-1	Roadway	Roadway - other			\$959038	\$959038	HSIP (23 U.S.C. 148)			0		State Highway Agency	Benefit-cost ratio, net present value, or similar	Lane Departure	Engineering
438060-1	Roadway	Roadway - other			\$11741	\$11741	HSIP (23 U.S.C. 148)			0		State Highway Agency	Benefit-cost ratio, net present value, or similar	Lane Departure	Engineering

2022 Florida Highway Safety Improvement Program

PROJECT NAME	IMPROVEMENT CATEGORY	SUBCATEGORY	OUTPUTS	OUTPUT TYPE	HSIP PROJECT COST(\$)	TOTAL PROJECT COST(\$)	FUNDING CATEGORY	LAND USE/AREA TYPE	FUNCTIONAL CLASSIFICATION	AADT	SPEED	OWNERSHIP	METHOD FOR SITE SELECTION	SHSP EMPHASIS AREA	SHSP STRATEGY
438270-1	Roadway delineation	Roadway delineation - other			\$149	\$149	HSIP (23 U.S.C. 148)			0		Other Local Agency	Systemic	Lane Departure	Engineering
438272-2	Shoulder treatments	Shoulder treatments - other			\$1598	\$1598	HSIP (23 U.S.C. 148)			0		State Highway Agency	Benefit-cost ratio, net present value, or similar	Lane Departure	Engineering
438377-1	Roadside	Barrier- metal			\$4912014	\$4912014	HSIP (23 U.S.C. 148)			0		Other Local Agency	Benefit-cost ratio, net present value, or similar	Lane Departure	Engineering
439156-1	Intersection traffic control	Intersection traffic control - other			\$170	\$170	HSIP (23 U.S.C. 148)			0		State Highway Agency	Systemic	Intersections	Engineering
439157-1	Pedestrians and bicyclists	Pedestrians and bicyclists – other			\$14700	\$14700	HSIP (23 U.S.C. 148)			0		State Highway Agency	Benefit-cost ratio, net present value, or similar	Pedestrians and bicyclists	Engineering
439157-1	Pedestrians and bicyclists	Pedestrians and bicyclists – other			\$38704	\$38704	HSIP (23 U.S.C. 148)			0		State Highway Agency	Benefit-cost ratio, net present value, or similar	Pedestrians and bicyclists	Engineering
439157-1	Pedestrians and bicyclists	Pedestrians and bicyclists – other			\$172687	\$172687	HSIP (23 U.S.C. 148)			0		State Highway Agency	Benefit-cost ratio, net present value, or similar	Pedestrians and bicyclists	Engineering
439157-1	Pedestrians and bicyclists	Pedestrians and bicyclists – other			\$9948	\$9948	HSIP (23 U.S.C. 148)			0		State Highway Agency	Benefit-cost ratio, net present value, or similar	Pedestrians and bicyclists	Engineering
439159-1	Intersection traffic control	Intersection traffic control - other			\$1084	\$1084	HSIP (23 U.S.C. 148)			0		State Highway Agency	Systemic	Intersections	Engineering
439159-1	Intersection traffic control	Intersection traffic control - other			\$12250	\$12250	HSIP (23 U.S.C. 148)			0		State Highway Agency	Systemic	Intersections	Engineering
439159-1	Intersection traffic control	Intersection traffic control - other			\$236	\$236	HSIP (23 U.S.C. 148)			0		State Highway Agency	Systemic	Intersections	Engineering

2022 Florida Highway Safety Improvement Program

PROJECT NAME	IMPROVEMENT CATEGORY	SUBCATEGORY	OUTPUTS	OUTPUT TYPE	HSIP PROJECT COST(\$)	TOTAL PROJECT COST(\$)	FUNDING CATEGORY	LAND USE/AREA TYPE	FUNCTIONAL CLASSIFICATION	AADT	SPEED	OWNERSHIP	METHOD FOR SITE SELECTION	SHSP EMPHASIS AREA	SHSP STRATEGY
439159-1	Intersection traffic control	Intersection traffic control - other			\$38563	\$38563	HSIP (23 U.S.C. 148)			0		State Highway Agency	Systemic	Intersections	Engineering
439307-1	Intersection geometry	Intersection geometry - other			\$6447	\$6447	HSIP (23 U.S.C. 148)			0		State Highway Agency	Benefit-cost ratio, net present value, or similar	Intersections	Engineering
439307-1	Intersection geometry	Intersection geometry - other			\$101308	\$101308	HSIP (23 U.S.C. 148)			0		State Highway Agency	Benefit-cost ratio, net present value, or similar	Intersections	Engineering
439368-1	Intersection geometry	Intersection geometry - other			\$5143	\$5143	HSIP (23 U.S.C. 148)			0		State Highway Agency	Benefit-cost ratio, net present value, or similar	Intersections	Engineering
439368-1	Intersection geometry	Intersection geometry - other			\$16716	\$16716	HSIP (23 U.S.C. 148)			0		State Highway Agency	Benefit-cost ratio, net present value, or similar	Intersections	Engineering
439368-1	Intersection geometry	Intersection geometry - other			\$4388935	\$4388935	HSIP (23 U.S.C. 148)			0		State Highway Agency	Benefit-cost ratio, net present value, or similar	Intersections	Engineering
439415-1	Intersection traffic control	Intersection traffic control - other			\$3199	\$3199	HSIP (23 U.S.C. 148)			0		Other Local Agency	Systemic	Intersections	Engineering
439448-1	Intersection traffic control	Intersection traffic control - other			\$19390	\$19390	HSIP (23 U.S.C. 148)			0		State Highway Agency	Systemic	Intersections	Engineering
439448-1	Intersection traffic control	Intersection traffic control - other			\$30322	\$30322	HSIP (23 U.S.C. 148)			0		State Highway Agency	Systemic	Intersections	Engineering
439448-1	Intersection traffic control	Intersection traffic control - other			\$174464	\$174464	HSIP (23 U.S.C. 148)			0		State Highway Agency	Systemic	Intersections	Engineering
439448-1	Intersection traffic control	Intersection traffic control - other			\$3394908	\$3394908	HSIP (23 U.S.C. 148)			0		State Highway Agency	Systemic	Intersections	Engineering

2022 Florida Highway Safety Improvement Program

PROJECT NAME	IMPROVEMENT CATEGORY	SUBCATEGORY	OUTPUTS	OUTPUT TYPE	HSIP PROJECT COST(\$)	TOTAL PROJECT COST(\$)	FUNDING CATEGORY	LAND USE/AREA TYPE	FUNCTIONAL CLASSIFICATION	AADT	SPEED	OWNERSHIP	METHOD FOR SITE SELECTION	SHSP EMPHASIS AREA	SHSP STRATEGY
439470-1	Intersection geometry	Intersection geometry - other			\$5350	\$5350	HSIP (23 U.S.C. 148)			0		Other Local Agency	Benefit-cost ratio, net present value, or similar	Intersections	Engineering
439470-1	Intersection geometry	Intersection geometry - other			\$26226	\$26226	HSIP (23 U.S.C. 148)			0		Other Local Agency	Benefit-cost ratio, net present value, or similar	Intersections	Engineering
439470-1	Intersection geometry	Intersection geometry - other			\$2601	\$2601	HSIP (23 U.S.C. 148)			0		Other Local Agency	Benefit-cost ratio, net present value, or similar	Intersections	Engineering
439488-1	Intersection geometry	Intersection geometry - other			\$26398	\$26398	HSIP (23 U.S.C. 148)			0		State Highway Agency	Benefit-cost ratio, net present value, or similar	Intersections	Engineering
439489-1	Lighting	Intersection lighting			\$7950	\$7950	HSIP (23 U.S.C. 148)			0		State Highway Agency	Systemic	Intersections	Engineering
439490-1	Intersection geometry	Intersection geometry - other			\$422	\$422	HSIP (23 U.S.C. 148)			0		State Highway Agency	Benefit-cost ratio, net present value, or similar	Intersections	Engineering
439490-1	Intersection geometry	Intersection geometry - other			\$5469180	\$5469180	HSIP (23 U.S.C. 148)			0		State Highway Agency	Benefit-cost ratio, net present value, or similar	Intersections	Engineering
439490-1	Intersection geometry	Intersection geometry - other			\$1062334	\$1062334	HSIP (23 U.S.C. 148)			0		State Highway Agency	Benefit-cost ratio, net present value, or similar	Intersections	Engineering
439496-1	Roadway	Rumble strips – other			\$56	\$56	HSIP (23 U.S.C. 148)			0		Other Local Agency	Benefit-cost ratio, net present value, or similar	Intersections	Engineering
439497-1	Shoulder treatments	Shoulder treatments - other			\$2574	\$2574	HSIP (23 U.S.C. 148)			0		Other Local Agency	Benefit-cost ratio, net present	Lane Departure	Engineering

2022 Florida Highway Safety Improvement Program

PROJECT NAME	IMPROVEMENT CATEGORY	SUBCATEGORY	OUTPUTS	OUTPUT TYPE	HSIP PROJECT COST(\$)	TOTAL PROJECT COST(\$)	FUNDING CATEGORY	LAND USE/AREA TYPE	FUNCTIONAL CLASSIFICATION	AADT	SPEED	OWNERSHIP	METHOD FOR SITE SELECTION	SHSP EMPHASIS AREA	SHSP STRATEGY
													value, or similar		
439497-1	Shoulder treatments	Shoulder treatments - other			\$36610	\$36610	HSIP (23 U.S.C. 148)			0		Other Local Agency	Benefit-cost ratio, net present value, or similar	Lane Departure	Engineering
439498-1	Roadway	Rumble strips – other			\$191	\$191	HSIP (23 U.S.C. 148)			0		Other Local Agency	Benefit-cost ratio, net present value, or similar	Intersections	Engineering
439499-1	Roadway	Roadway - other			\$228	\$228	HSIP (23 U.S.C. 148)			0		Other Local Agency	Benefit-cost ratio, net present value, or similar	Lane Departure	Engineering
439590-1	Intersection traffic control	Intersection traffic control - other			\$210	\$210	HSIP (23 U.S.C. 148)			0		State Highway Agency	Systemic	Intersections	Engineering
439679-1	Pedestrians and bicyclists	Pedestrians and bicyclists – other			\$46	\$46	HSIP (23 U.S.C. 148)			0		State Highway Agency	Benefit-cost ratio, net present value, or similar	Pedestrians and bicyclists	Engineering
439679-1	Pedestrians and bicyclists	Pedestrians and bicyclists – other			\$28368	\$28368	HSIP (23 U.S.C. 148)			0		State Highway Agency	Benefit-cost ratio, net present value, or similar	Pedestrians and bicyclists	Engineering
439777-1	Access management	Access management - other			\$6373	\$6373	HSIP (23 U.S.C. 148)			0		State Highway Agency	Benefit-cost ratio, net present value, or similar	Intersections	Engineering
439804-1	Lighting	Intersection lighting			\$31	\$31	HSIP (23 U.S.C. 148)			0		State Highway Agency	Systemic	Intersections	Engineering
439806-1	Lighting	Intersection lighting			\$33	\$33	HSIP (23 U.S.C. 148)			0		State Highway Agency	Systemic	Intersections	Engineering
439808-1	Lighting	Intersection lighting			\$237	\$237	HSIP (23 U.S.C. 148)			0		State Highway Agency	Systemic	Intersections	Engineering

2022 Florida Highway Safety Improvement Program

PROJECT NAME	IMPROVEMENT CATEGORY	SUBCATEGORY	OUTPUTS	OUTPUT TYPE	HSIP PROJECT COST(\$)	TOTAL PROJECT COST(\$)	FUNDING CATEGORY	LAND USE/AREA TYPE	FUNCTIONAL CLASSIFICATION	AADT	SPEED	OWNERSHIP	METHOD FOR SITE SELECTION	SHSP EMPHASIS AREA	SHSP STRATEGY
439825-1	Pedestrians and bicyclists	Pedestrians and bicyclists – other			\$631	\$631	HSIP (23 U.S.C. 148)			0		Other Local Agency	Benefit-cost ratio, net present value, or similar	Pedestrians and bicyclists	Engineering
439825-1	Pedestrians and bicyclists	Pedestrians and bicyclists – other			\$3236	\$3236	HSIP (23 U.S.C. 148)			0		Other Local Agency	Benefit-cost ratio, net present value, or similar	Pedestrians and bicyclists	Engineering
439829-1	Lighting	Intersection lighting			\$23476	\$23476	HSIP (23 U.S.C. 148)			0		State Highway Agency	Systemic	Intersections	Engineering
439829-2	Lighting	Lighting - other			\$13051	\$13051	HSIP (23 U.S.C. 148)			0		State Highway Agency	Systemic	Multiple	Engineering
439829-4	Lighting	Lighting - other			\$36970	\$36970	HSIP (23 U.S.C. 148)			0		State Highway Agency	Systemic	Multiple	Engineering
439829-5	Lighting	Lighting - other			\$1351	\$1351	HSIP (23 U.S.C. 148)			0		State Highway Agency	Systemic	Multiple	Engineering
439829-6	Lighting	Intersection lighting			\$19483	\$19483	HSIP (23 U.S.C. 148)			0		State Highway Agency	Systemic	Intersections	Engineering
439829-6	Lighting	Intersection lighting			\$26866	\$26866	HSIP (23 U.S.C. 148)			0		State Highway Agency	Systemic	Intersections	Engineering
439829-6	Lighting	Intersection lighting			\$27678	\$27678	HSIP (23 U.S.C. 148)			0		State Highway Agency	Systemic	Intersections	Engineering
439829-7	Lighting	Intersection lighting			\$1569	\$1569	HSIP (23 U.S.C. 148)			0		State Highway Agency	Systemic	Intersections	Engineering
439829-8	Lighting	Lighting - other			\$40019	\$40019	HSIP (23 U.S.C. 148)			0		State Highway Agency	Systemic	Multiple	Engineering
439829-8	Lighting	Lighting - other			\$426	\$426	HSIP (23 U.S.C. 148)			0		State Highway Agency	Systemic	Multiple	Engineering
439829-9	Lighting	Lighting - other			\$110073	\$110073	HSIP (23 U.S.C. 148)			0		State Highway Agency	Systemic	Pedestrians and bicyclists	Engineering

2022 Florida Highway Safety Improvement Program

PROJECT NAME	IMPROVEMENT CATEGORY	SUBCATEGORY	OUTPUTS	OUTPUT TYPE	HSIP PROJECT COST(\$)	TOTAL PROJECT COST(\$)	FUNDING CATEGORY	LAND USE/AREA TYPE	FUNCTIONAL CLASSIFICATION	AADT	SPEED	OWNERSHIP	METHOD FOR SITE SELECTION	SHSP EMPHASIS AREA	SHSP STRATEGY
439829-9	Lighting	Lighting - other			\$4990	\$4990	HSIP (23 U.S.C. 148)			0		State Highway Agency	Systemic	Pedestrians and bicyclists	Engineering
439880-1	Lighting	Intersection lighting			\$203	\$203	HSIP (23 U.S.C. 148)			0		State Highway Agency	Systemic	Intersections	Engineering
439880-6	Lighting	Intersection lighting			\$2545	\$2545	HSIP (23 U.S.C. 148)			0		State Highway Agency	Systemic	Intersections	Engineering
439880-7	Lighting	Intersection lighting			\$100	\$100	HSIP (23 U.S.C. 148)			0		State Highway Agency	Systemic	Intersections	Engineering
439881-1	Lighting	Intersection lighting			\$103	\$103	HSIP (23 U.S.C. 148)			0		State Highway Agency	Systemic	Intersections	Engineering
439881-2	Lighting	Intersection lighting			\$223	\$223	HSIP (23 U.S.C. 148)			0		State Highway Agency	Systemic	Intersections	Engineering
439881-4	Lighting	Intersection lighting			\$146	\$146	HSIP (23 U.S.C. 148)			0		State Highway Agency	Systemic	Intersections	Engineering
439883-2	Lighting	Intersection lighting			\$1325	\$1325	HSIP (23 U.S.C. 148)			0		State Highway Agency	Systemic	Intersections	Engineering
439885-1	Lighting	Intersection lighting			\$5664	\$5664	HSIP (23 U.S.C. 148)			0		State Highway Agency	Systemic	Intersections	Engineering
439885-1	Lighting	Intersection lighting			\$27622	\$27622	HSIP (23 U.S.C. 148)			0		State Highway Agency	Systemic	Intersections	Engineering
439885-2	Lighting	Intersection lighting			\$78	\$78	HSIP (23 U.S.C. 148)			0		State Highway Agency	Systemic	Intersections	Engineering
439909-1	Lighting	Lighting - other			\$282463	\$282463	HSIP (23 U.S.C. 148)			0		State Highway Agency	Systemic	Multiple	Engineering
439909-1	Lighting	Lighting - other			\$10503	\$10503	HSIP (23 U.S.C. 148)			0		State Highway Agency	Systemic	Multiple	Engineering
439909-1	Lighting	Lighting - other			\$18499	\$18499	HSIP (23 U.S.C. 148)			0		State Highway Agency	Systemic	Multiple	Engineering

2022 Florida Highway Safety Improvement Program

PROJECT NAME	IMPROVEMENT CATEGORY	SUBCATEGORY	OUTPUTS	OUTPUT TYPE	HSIP PROJECT COST(\$)	TOTAL PROJECT COST(\$)	FUNDING CATEGORY	LAND USE/AREA TYPE	FUNCTIONAL CLASSIFICATION	AADT	SPEED	OWNERSHIP	METHOD FOR SITE SELECTION	SHSP EMPHASIS AREA	SHSP STRATEGY
439909-1	Lighting	Lighting - other			\$2203	\$2203	HSIP (23 U.S.C. 148)			0		State Highway Agency	Systemic	Multiple	Engineering
439910-1	Intersection traffic control	Intersection traffic control - other			\$951900	\$951900	HSIP (23 U.S.C. 148)			0		State Highway Agency	Systemic	Intersections	Engineering
439910-1	Intersection traffic control	Intersection traffic control - other			\$100	\$100	HSIP (23 U.S.C. 148)			0		State Highway Agency	Systemic	Intersections	Engineering
439911-1	Interchange design	Interchange design - other			\$720	\$720	HSIP (23 U.S.C. 148)			0		State Highway Agency	Benefit-cost ratio, net present value, or similar	Intersections	Engineering
439911-1	Interchange design	Interchange design - other			\$1046659	\$1046659	HSIP (23 U.S.C. 148)			0		State Highway Agency	Benefit-cost ratio, net present value, or similar	Intersections	Engineering
439912-1	Roadway	Pavement surface - other			\$2824	\$2824	HSIP (23 U.S.C. 148)			0		Other Local Agency	Benefit-cost ratio, net present value, or similar	Lane Departure	Engineering
439918-1	Intersection geometry	Intersection geometry - other			\$1482173	\$1482173	HSIP (23 U.S.C. 148)			0		State Highway Agency	Benefit-cost ratio, net present value, or similar	Intersections	Engineering
439922-1	Intersection traffic control	Intersection traffic control - other			\$3345	\$3345	HSIP (23 U.S.C. 148)			0		State Highway Agency	Systemic	Intersections	Engineering
439929-1	Roadway	Rumble strips – edge or shoulder			\$1826595	\$1826595	HSIP (23 U.S.C. 148)			0		State Highway Agency	Benefit-cost ratio, net present value, or similar	Lane Departure	Engineering
439930-1	Roadway	Roadway widening - add lane(s) along segment			\$1446	\$1446	HSIP (23 U.S.C. 148)			0		State Highway Agency	Systemic	Lane Departure	Engineering
439930-1	Roadway	Roadway widening - add lane(s) along segment			\$3201230	\$3201230	HSIP (23 U.S.C. 148)			0		State Highway Agency	Systemic	Lane Departure	Engineering

2022 Florida Highway Safety Improvement Program

PROJECT NAME	IMPROVEMENT CATEGORY	SUBCATEGORY	OUTPUTS	OUTPUT TYPE	HSIP PROJECT COST(\$)	TOTAL PROJECT COST(\$)	FUNDING CATEGORY	LAND USE/AREA TYPE	FUNCTIONAL CLASSIFICATION	AADT	SPEED	OWNERSHIP	METHOD FOR SITE SELECTION	SHSP EMPHASIS AREA	SHSP STRATEGY
439939-1	Roadway	Roadway widening - add lane(s) along segment			\$33933	\$33933	HSIP (23 U.S.C. 148)			0		State Highway Agency	Systemic	Lane Departure	Engineering
439939-1	Roadway	Roadway widening - add lane(s) along segment			\$1013683	\$1013683	HSIP (23 U.S.C. 148)			0		State Highway Agency	Systemic	Lane Departure	Engineering
439940-1	Roadway	Rumble strips - edge or shoulder			\$984405	\$984405	HSIP (23 U.S.C. 148)			0		State Highway Agency	Benefit-cost ratio, net present value, or similar	Lane Departure	Engineering
439985-1	Intersection traffic control	Intersection traffic control - other			\$84173	\$84173	HSIP (23 U.S.C. 148)			0		State Highway Agency	Systemic	Intersections	Engineering
439985-1	Intersection traffic control	Intersection traffic control - other			\$16381	\$16381	HSIP (23 U.S.C. 148)			0		State Highway Agency	Systemic	Intersections	Engineering
439985-1	Intersection traffic control	Intersection traffic control - other			\$26386	\$26386	HSIP (23 U.S.C. 148)			0		State Highway Agency	Systemic	Intersections	Engineering
440013-1	Intersection geometry	Intersection geometry - other			\$1	\$1	HSIP (23 U.S.C. 148)			0		State Highway Agency	Benefit-cost ratio, net present value, or similar	Intersections	Engineering
440084-1	Lighting	Intersection lighting			\$73	\$73	HSIP (23 U.S.C. 148)			0		State Highway Agency	Systemic	Intersections	Engineering
440086-1	Lighting	Intersection lighting			\$19	\$19	HSIP (23 U.S.C. 148)			0		State Highway Agency	Systemic	Intersections	Engineering
440088-1	Lighting	Intersection lighting			\$993	\$993	HSIP (23 U.S.C. 148)			0		State Highway Agency	Systemic	Intersections	Engineering
440119-1	Lighting	Lighting - other			\$81	\$81	HSIP (23 U.S.C. 148)			0		State Highway Agency	Systemic	Multiple	Engineering
440120-1	Lighting	Lighting - other			\$4629	\$4629	HSIP (23 U.S.C. 148)			0		State Highway Agency	Systemic	Multiple	Engineering

2022 Florida Highway Safety Improvement Program

PROJECT NAME	IMPROVEMENT CATEGORY	SUBCATEGORY	OUTPUTS	OUTPUT TYPE	HSIP PROJECT COST(\$)	TOTAL PROJECT COST(\$)	FUNDING CATEGORY	LAND USE/AREA TYPE	FUNCTIONAL CLASSIFICATION	AADT	SPEED	OWNERSHIP	METHOD FOR SITE SELECTION	SHSP EMPHASIS AREA	SHSP STRATEGY
440122-1	Lighting	Lighting - other			\$786	\$786	HSIP (23 U.S.C. 148)			0		State Highway Agency	Systemic	Multiple	Engineering
440122-1	Lighting	Lighting - other			\$804	\$804	HSIP (23 U.S.C. 148)			0		State Highway Agency	Systemic	Multiple	Engineering
440123-1	Lighting	Lighting - other			\$477	\$477	HSIP (23 U.S.C. 148)			0		State Highway Agency	Systemic	Multiple	Engineering
440124-1	Lighting	Lighting - other			\$4866	\$4866	HSIP (23 U.S.C. 148)			0		State Highway Agency	Systemic	Multiple	Engineering
440129-1	Lighting	Intersection lighting			\$6076	\$6076	HSIP (23 U.S.C. 148)			0		State Highway Agency	Systemic	Intersections	Engineering
440130-1	Lighting	Lighting - other			\$1000	\$1000	HSIP (23 U.S.C. 148)			0		State Highway Agency	Systemic	Multiple	Engineering
440130-1	Lighting	Lighting - other			\$8551	\$8551	HSIP (23 U.S.C. 148)			0		State Highway Agency	Systemic	Multiple	Engineering
440134-1	Lighting	Lighting - other			\$2744	\$2744	HSIP (23 U.S.C. 148)			0		State Highway Agency	Systemic	Multiple	Engineering
440134-1	Lighting	Lighting - other			\$1512140	\$1512140	HSIP (23 U.S.C. 148)			0		State Highway Agency	Systemic	Multiple	Engineering
440136-1	Lighting	Lighting - other			\$3929	\$3929	HSIP (23 U.S.C. 148)			0		State Highway Agency	Systemic	Multiple	Engineering
440170-1	Lighting	Intersection lighting			\$1	\$1	HSIP (23 U.S.C. 148)			0		State Highway Agency	Systemic	Intersections	Engineering
440171-1	Lighting	Intersection lighting			\$6	\$6	HSIP (23 U.S.C. 148)			0		State Highway Agency	Systemic	Intersections	Engineering
440171-1	Lighting	Intersection lighting			\$9327	\$9327	HSIP (23 U.S.C. 148)			0		State Highway Agency	Systemic	Intersections	Engineering
440172-1	Lighting	Intersection lighting			\$2	\$2	HSIP (23 U.S.C. 148)			0		State Highway Agency	Systemic	Intersections	Engineering

2022 Florida Highway Safety Improvement Program

PROJECT NAME	IMPROVEMENT CATEGORY	SUBCATEGORY	OUTPUTS	OUTPUT TYPE	HSIP PROJECT COST(\$)	TOTAL PROJECT COST(\$)	FUNDING CATEGORY	LAND USE/AREA TYPE	FUNCTIONAL CLASSIFICATION	AADT	SPEED	OWNERSHIP	METHOD FOR SITE SELECTION	SHSP EMPHASIS AREA	SHSP STRATEGY
440172-1	Lighting	Intersection lighting			\$8712	\$8712	HSIP (23 U.S.C. 148)			0		State Highway Agency	Systemic	Intersections	Engineering
440177-1	Lighting	Intersection lighting			\$340	\$340	HSIP (23 U.S.C. 148)			0		State Highway Agency	Systemic	Intersections	Engineering
440181-1	Lighting	Intersection lighting			\$523	\$523	HSIP (23 U.S.C. 148)			0		State Highway Agency	Systemic	Intersections	Engineering
440181-1	Lighting	Intersection lighting			\$101254	\$101254	HSIP (23 U.S.C. 148)			0		State Highway Agency	Systemic	Intersections	Engineering
440186-2	Lighting	Intersection lighting			\$5	\$5	HSIP (23 U.S.C. 148)			0		State Highway Agency	Systemic	Intersections	Engineering
440187-1	Lighting	Intersection lighting			\$14	\$14	HSIP (23 U.S.C. 148)			0		State Highway Agency	Systemic	Intersections	Engineering
440190-1	Lighting	Intersection lighting			\$45000	\$45000	HSIP (23 U.S.C. 148)			0		State Highway Agency	Systemic	Intersections	Engineering
440281-1	Lighting	Intersection lighting			\$1000	\$1000	HSIP (23 U.S.C. 148)			0		State Highway Agency	Systemic	Intersections	Engineering
440281-1	Lighting	Intersection lighting			\$1000	\$1000	HSIP (23 U.S.C. 148)			0		State Highway Agency	Systemic	Intersections	Engineering
440304-1	Miscellaneous	Road safety audits			\$38	\$38	HSIP (23 U.S.C. 148)			0		State Highway Agency	Benefit-cost ratio, net present value, or similar	Intersections	Engineering
440552-1	Roadway	Roadway - other			\$10663	\$10663	HSIP (23 U.S.C. 148)			0		State Highway Agency	Benefit-cost ratio, net present value, or similar	Multiple	Engineering
440552-3	Intersection traffic control	Intersection traffic control - other			\$23079	\$23079	HSIP (23 U.S.C. 148)			0		State Highway Agency	Systemic	Intersections	Engineering
440649-1	Roadside	Roadside - other			\$733	\$733	HSIP (23 U.S.C. 148)			0		Other Local Agency	Benefit-cost ratio, net present	Lane Departure	Engineering

2022 Florida Highway Safety Improvement Program

PROJECT NAME	IMPROVEMENT CATEGORY	SUBCATEGORY	OUTPUTS	OUTPUT TYPE	HSIP PROJECT COST(\$)	TOTAL PROJECT COST(\$)	FUNDING CATEGORY	LAND USE/AREA TYPE	FUNCTIONAL CLASSIFICATION	AADT	SPEED	OWNERSHIP	METHOD FOR SITE SELECTION	SHSP EMPHASIS AREA	SHSP STRATEGY
													value, or similar		
440655-1	Roadway delineation	Roadway delineation - other			\$8591	\$8591	HSIP (23 U.S.C. 148)			0		Other Local Agency	Systemic	Lane Departure	Engineering
440660-1	Shoulder treatments	Shoulder treatments - other			\$174	\$174	HSIP (23 U.S.C. 148)			0		Other Local Agency	Benefit-cost ratio, net present value, or similar	Lane Departure	Engineering
440663-1	Roadway	Roadway - other			\$24645	\$24645	HSIP (23 U.S.C. 148)			0		State Highway Agency	Benefit-cost ratio, net present value, or similar	Multiple	Engineering
440671-1	Access management	Access management - other			\$34925	\$34925	HSIP (23 U.S.C. 148)			0		State Highway Agency	Benefit-cost ratio, net present value, or similar	Multiple	Engineering
440672-1	Intersection geometry	Intersection geometry - other			\$6161	\$6161	HSIP (23 U.S.C. 148)			0		State Highway Agency	Benefit-cost ratio, net present value, or similar	Intersections	Engineering
440672-1	Intersection geometry	Intersection geometry - other			\$10097	\$10097	HSIP (23 U.S.C. 148)			0		State Highway Agency	Benefit-cost ratio, net present value, or similar	Intersections	Engineering
440681-1	Pedestrians and bicyclists	Pedestrians and bicyclists – other			\$303	\$303	HSIP (23 U.S.C. 148)			0		State Highway Agency	Benefit-cost ratio, net present value, or similar	Pedestrians and bicyclists	Engineering
440686-1	Intersection traffic control	Intersection traffic control - other			\$239961	\$239961	HSIP (23 U.S.C. 148)			0		State Highway Agency	Systemic	Intersections	Engineering
440686-1	Intersection traffic control	Intersection traffic control - other			\$1800	\$1800	HSIP (23 U.S.C. 148)			0		State Highway Agency	Systemic	Intersections	Engineering
440686-1	Intersection traffic control	Intersection traffic control - other			\$1574313	\$1574313	HSIP (23 U.S.C. 148)			0		State Highway Agency	Systemic	Intersections	Engineering

2022 Florida Highway Safety Improvement Program

PROJECT NAME	IMPROVEMENT CATEGORY	SUBCATEGORY	OUTPUTS	OUTPUT TYPE	HSIP PROJECT COST(\$)	TOTAL PROJECT COST(\$)	FUNDING CATEGORY	LAND USE/AREA TYPE	FUNCTIONAL CLASSIFICATION	AADT	SPEED	OWNERSHIP	METHOD FOR SITE SELECTION	SHSP EMPHASIS AREA	SHSP STRATEGY
440686-1	Intersection traffic control	Intersection traffic control - other			\$943090	\$943090	HSIP (23 U.S.C. 148)			0		State Highway Agency	Systemic	Intersections	Engineering
440789-1	Roadway	Roadway - other			\$1	\$1	HRRR Special Rule (23 U.S.C. 148(g)(1))			0		State Highway Agency	Benefit-cost ratio, net present value, or similar	Multiple	Engineering
440789-1	Roadway	Roadway - other			\$1	\$1	HRRR Special Rule (23 U.S.C. 148(g)(1))			0		State Highway Agency	Benefit-cost ratio, net present value, or similar	Multiple	Engineering
440789-1	Roadway	Roadway - other			\$768324	\$768324	HSIP (23 U.S.C. 148)			0		State Highway Agency	Benefit-cost ratio, net present value, or similar	Multiple	Engineering
440789-1	Roadway	Roadway - other			\$390500	\$390500	HSIP (23 U.S.C. 148)			0		State Highway Agency	Benefit-cost ratio, net present value, or similar	Multiple	Engineering
441050-1	Intersection traffic control	Intersection traffic control - other			\$4701	\$4701	HSIP (23 U.S.C. 148)			0		State Highway Agency	Systemic	Intersections	Engineering
441050-1	Intersection traffic control	Intersection traffic control - other			\$100	\$100	HSIP (23 U.S.C. 148)			0		State Highway Agency	Systemic	Intersections	Engineering
441098-1	Pedestrians and bicyclists	Pedestrians and bicyclists – other			\$37650	\$37650	HSIP (23 U.S.C. 148)			0		State Highway Agency	Benefit-cost ratio, net present value, or similar	Pedestrians and bicyclists	Engineering
441098-2	Pedestrians and bicyclists	Modify existing crosswalk			\$754	\$754	HSIP (23 U.S.C. 148)			0		State Highway Agency	Benefit-cost ratio, net present value, or similar	Pedestrians and bicyclists	Engineering
441119-1	Miscellaneous	Road safety audits			\$1000	\$1000	HSIP (23 U.S.C. 148)			0		State Highway Agency	Benefit-cost ratio, net present value, or similar	Multiple	Engineering

2022 Florida Highway Safety Improvement Program

PROJECT NAME	IMPROVEMENT CATEGORY	SUBCATEGORY	OUTPUTS	OUTPUT TYPE	HSIP PROJECT COST(\$)	TOTAL PROJECT COST(\$)	FUNDING CATEGORY	LAND USE/AREA TYPE	FUNCTIONAL CLASSIFICATION	AADT	SPEED	OWNERSHIP	METHOD FOR SITE SELECTION	SHSP EMPHASIS AREA	SHSP STRATEGY
441135-2	Roadway	Roadway - other			\$2996299	\$2996299	HSIP (23 U.S.C. 148)			0		State Highway Agency	Benefit-cost ratio, net present value, or similar	Multiple	Engineering
441135-2	Roadway	Roadway - other			\$1898	\$1898	HSIP (23 U.S.C. 148)			0		State Highway Agency	Benefit-cost ratio, net present value, or similar	Multiple	Engineering
441135-2	Roadway	Roadway - other			\$54898	\$54898	HSIP (23 U.S.C. 148)			0		State Highway Agency	Benefit-cost ratio, net present value, or similar	Multiple	Engineering
441173-1	Pedestrians and bicyclists	Pedestrians and bicyclists – other			\$15978	\$15978	HSIP (23 U.S.C. 148)			0		State Highway Agency	Benefit-cost ratio, net present value, or similar	Pedestrians and bicyclists	Engineering
441194-1	Pedestrians and bicyclists	Modify existing crosswalk			\$6549	\$6549	HSIP (23 U.S.C. 148)			0		State Highway Agency	Benefit-cost ratio, net present value, or similar	Pedestrians and bicyclists	Engineering
441194-1	Pedestrians and bicyclists	Modify existing crosswalk			\$9759	\$9759	HSIP (23 U.S.C. 148)			0		State Highway Agency	Benefit-cost ratio, net present value, or similar	Pedestrians and bicyclists	Engineering
441194-1	Pedestrians and bicyclists	Modify existing crosswalk			\$36001	\$36001	HSIP (23 U.S.C. 148)			0		State Highway Agency	Benefit-cost ratio, net present value, or similar	Pedestrians and bicyclists	Engineering
441194-1	Pedestrians and bicyclists	Modify existing crosswalk			\$1084316	\$1084316	HSIP (23 U.S.C. 148)			0		State Highway Agency	Benefit-cost ratio, net present value, or similar	Pedestrians and bicyclists	Engineering
441194-2	Pedestrians and bicyclists	Pedestrians and bicyclists – other			\$14964	\$14964	HSIP (23 U.S.C. 148)			0		State Highway Agency	Benefit-cost ratio, net present value, or similar	Pedestrians and bicyclists	Engineering

2022 Florida Highway Safety Improvement Program

PROJECT NAME	IMPROVEMENT CATEGORY	SUBCATEGORY	OUTPUTS	OUTPUT TYPE	HSIP PROJECT COST(\$)	TOTAL PROJECT COST(\$)	FUNDING CATEGORY	LAND USE/AREA TYPE	FUNCTIONAL CLASSIFICATION	AADT	SPEED	OWNERSHIP	METHOD FOR SITE SELECTION	SHSP EMPHASIS AREA	SHSP STRATEGY
441194-2	Pedestrians and bicyclists	Pedestrians and bicyclists – other			\$117633	\$117633	HSIP (23 U.S.C. 148)			0		State Highway Agency	Benefit-cost ratio, net present value, or similar	Pedestrians and bicyclists	Engineering
441195-1	Intersection traffic control	Intersection traffic control - other			\$6011	\$6011	HSIP (23 U.S.C. 148)			0		State Highway Agency	Systemic	Intersections	Engineering
441207-1	Advanced technology and ITS	Advanced technology and ITS - other			\$1325	\$1325	HSIP (23 U.S.C. 148)			0		State Highway Agency	Benefit-cost ratio, net present value, or similar	Lane Departure	Engineering
441208-1	Intersection traffic control	Intersection traffic control - other			\$14394	\$14394	HSIP (23 U.S.C. 148)			0		State Highway Agency	Systemic	Intersections	Engineering
441213-1	Intersection traffic control	Intersection traffic control - other			\$100	\$100	HSIP (23 U.S.C. 148)			0		Other Local Agency	Systemic	Intersections	Engineering
441218-1	Pedestrians and bicyclists	Pedestrians and bicyclists – other			\$232	\$232	HSIP (23 U.S.C. 148)			0		Other Local Agency	Benefit-cost ratio, net present value, or similar	Pedestrians and bicyclists	Engineering
441220-1	Roadway delineation	Roadway delineation - other			\$291	\$291	HSIP (23 U.S.C. 148)			0		Other Local Agency	Systemic	Lane Departure	Engineering
441364-1	Roadway	Pavement surface - other			\$3404	\$3404	HSIP (23 U.S.C. 148)			0		Other Local Agency	Benefit-cost ratio, net present value, or similar	Lane Departure	Engineering
441364-2	Roadway	Pavement surface - other			\$1143902	\$1143902	HSIP (23 U.S.C. 148)			0		Other Local Agency	Benefit-cost ratio, net present value, or similar	Lane Departure	Engineering
441365-1	Intersection traffic control	Intersection traffic control - other			\$770053	\$770053	HSIP (23 U.S.C. 148)			0		State Highway Agency	Systemic	Intersections	Engineering
441365-1	Intersection traffic control	Intersection traffic control - other			\$9283	\$9283	HSIP (23 U.S.C. 148)			0		State Highway Agency	Systemic	Intersections	Engineering

2022 Florida Highway Safety Improvement Program

PROJECT NAME	IMPROVEMENT CATEGORY	SUBCATEGORY	OUTPUTS	OUTPUT TYPE	HSIP PROJECT COST(\$)	TOTAL PROJECT COST(\$)	FUNDING CATEGORY	LAND USE/AREA TYPE	FUNCTIONAL CLASSIFICATION	AADT	SPEED	OWNERSHIP	METHOD FOR SITE SELECTION	SHSP EMPHASIS AREA	SHSP STRATEGY
441365-1	Intersection traffic control	Intersection traffic control - other			\$78688	\$78688	HSIP (23 U.S.C. 148)			0		State Highway Agency	Systemic	Intersections	Engineering
441370-1	Speed management	Traffic calming feature			\$7624	\$7624	HSIP (23 U.S.C. 148)			0		State Highway Agency	Benefit-cost ratio, net present value, or similar	Intersections	Engineering
441370-1	Speed management	Traffic calming feature			\$489937	\$489937	HSIP (23 U.S.C. 148)			0		State Highway Agency	Benefit-cost ratio, net present value, or similar	Intersections	Engineering
441370-1	Speed management	Traffic calming feature			\$32802	\$32802	HSIP (23 U.S.C. 148)			0		State Highway Agency	Benefit-cost ratio, net present value, or similar	Intersections	Engineering
441370-1	Speed management	Traffic calming feature			\$46656	\$46656	HSIP (23 U.S.C. 148)			0		State Highway Agency	Benefit-cost ratio, net present value, or similar	Intersections	Engineering
441370-1	Speed management	Traffic calming feature			\$6111	\$6111	HSIP (23 U.S.C. 148)			0		State Highway Agency	Benefit-cost ratio, net present value, or similar	Intersections	Engineering
441389-1	Pedestrians and bicyclists	Pedestrians and bicyclists – other			\$28	\$28	HSIP (23 U.S.C. 148)			0		Other Local Agency	Benefit-cost ratio, net present value, or similar	Pedestrians and bicyclists	Engineering
441396-1	Shoulder treatments	Shoulder treatments - other			\$1083911	\$1083911	HSIP (23 U.S.C. 148)			0		Other Local Agency	Benefit-cost ratio, net present value, or similar	Lane Departure	Engineering
441396-1	Shoulder treatments	Shoulder treatments - other			\$10260	\$10260	HSIP (23 U.S.C. 148)			0		Other Local Agency	Benefit-cost ratio, net present value, or similar	Lane Departure	Engineering
441396-1	Shoulder treatments	Shoulder treatments - other			\$55384	\$55384	HSIP (23 U.S.C. 148)			0		Other Local Agency	Benefit-cost ratio, net present	Lane Departure	Engineering

2022 Florida Highway Safety Improvement Program

PROJECT NAME	IMPROVEMENT CATEGORY	SUBCATEGORY	OUTPUTS	OUTPUT TYPE	HSIP PROJECT COST(\$)	TOTAL PROJECT COST(\$)	FUNDING CATEGORY	LAND USE/AREA TYPE	FUNCTIONAL CLASSIFICATION	AADT	SPEED	OWNERSHIP	METHOD FOR SITE SELECTION	SHSP EMPHASIS AREA	SHSP STRATEGY
													value, or similar		
441414-1	Roadway	Roadway - other			\$1625241	\$1625241	HSIP (23 U.S.C. 148)			0		State Highway Agency	Benefit-cost ratio, net present value, or similar	Multiple	Engineering
441414-1	Roadway	Roadway - other			\$32195	\$32195	HSIP (23 U.S.C. 148)			0		State Highway Agency	Benefit-cost ratio, net present value, or similar	Multiple	Engineering
441414-1	Roadway	Roadway - other			\$150020	\$150020	HSIP (23 U.S.C. 148)			0		State Highway Agency	Benefit-cost ratio, net present value, or similar	Multiple	Engineering
441414-1	Roadway	Roadway - other			\$8702	\$8702	HSIP (23 U.S.C. 148)			0		State Highway Agency	Benefit-cost ratio, net present value, or similar	Multiple	Engineering
441672-1	Roadway	Roadway - other			\$293792	\$293792	HSIP (23 U.S.C. 148)			0		State Highway Agency	Benefit-cost ratio, net present value, or similar	Multiple	Engineering
441672-1	Roadway	Roadway - other			\$65476	\$65476	HSIP (23 U.S.C. 148)			0		State Highway Agency	Benefit-cost ratio, net present value, or similar	Multiple	Engineering
441725-1	Intersection traffic control	Intersection traffic control - other			\$27837	\$27837	HSIP (23 U.S.C. 148)			0		State Highway Agency	Systemic	Intersections	Engineering
441730-1	Roadway delineation	Roadway delineation - other			\$4585	\$4585	HSIP (23 U.S.C. 148)			0		State Highway Agency	Systemic	Lane Departure	Engineering
441730-1	Roadway delineation	Roadway delineation - other			\$11921	\$11921	HSIP (23 U.S.C. 148)			0		State Highway Agency	Systemic	Lane Departure	Engineering
441730-1	Roadway delineation	Roadway delineation - other			\$5909	\$5909	HSIP (23 U.S.C. 148)			0		State Highway Agency	Systemic	Lane Departure	Engineering

2022 Florida Highway Safety Improvement Program

PROJECT NAME	IMPROVEMENT CATEGORY	SUBCATEGORY	OUTPUTS	OUTPUT TYPE	HSIP PROJECT COST(\$)	TOTAL PROJECT COST(\$)	FUNDING CATEGORY	LAND USE/AREA TYPE	FUNCTIONAL CLASSIFICATION	AADT	SPEED	OWNERSHIP	METHOD FOR SITE SELECTION	SHSP EMPHASIS AREA	SHSP STRATEGY
441732-1	Intersection traffic control	Intersection traffic control - other			\$46	\$46	HSIP (23 U.S.C. 148)			0		State Highway Agency	Systemic	Intersections	Engineering
441732-1	Intersection traffic control	Intersection traffic control - other			\$14935	\$14935	HSIP (23 U.S.C. 148)			0		State Highway Agency	Systemic	Intersections	Engineering
441732-1	Intersection traffic control	Intersection traffic control - other			\$10938	\$10938	HSIP (23 U.S.C. 148)			0		State Highway Agency	Systemic	Intersections	Engineering
441732-1	Intersection traffic control	Intersection traffic control - other			\$3633	\$3633	HSIP (23 U.S.C. 148)			0		State Highway Agency	Systemic	Intersections	Engineering
441732-1	Intersection traffic control	Intersection traffic control - other			\$6703	\$6703	HSIP (23 U.S.C. 148)			0		State Highway Agency	Systemic	Intersections	Engineering
441735-1	Roadway	Rumble strips - transverse			\$92	\$92	HSIP (23 U.S.C. 148)			0		State Highway Agency	Systemic	Lane Departure	Engineering
441735-1	Roadway	Rumble strips - transverse			\$51033	\$51033	HSIP (23 U.S.C. 148)			0		State Highway Agency	Systemic	Lane Departure	Engineering
441735-1	Roadway	Rumble strips - transverse			\$56935	\$56935	HSIP (23 U.S.C. 148)			0		State Highway Agency	Systemic	Lane Departure	Engineering
441737-1	Intersection traffic control	Intersection traffic control - other			\$9811	\$9811	HSIP (23 U.S.C. 148)			0		State Highway Agency	Systemic	Intersections	Engineering
441737-1	Intersection traffic control	Intersection traffic control - other			\$30536	\$30536	HSIP (23 U.S.C. 148)			0		State Highway Agency	Systemic	Intersections	Engineering
441738-1	Intersection traffic control	Intersection traffic control - other			\$408	\$408	HSIP (23 U.S.C. 148)			0		State Highway Agency	Systemic	Intersections	Engineering
441738-1	Intersection traffic control	Intersection traffic control - other			\$14969	\$14969	HSIP (23 U.S.C. 148)			0		State Highway Agency	Systemic	Intersections	Engineering
441738-1	Intersection traffic control	Intersection traffic control - other			\$154120	\$154120	HSIP (23 U.S.C. 148)			0		State Highway Agency	Systemic	Intersections	Engineering
441738-1	Intersection traffic control	Intersection traffic control - other			\$8963	\$8963	HSIP (23 U.S.C. 148)			0		State Highway Agency	Systemic	Intersections	Engineering

2022 Florida Highway Safety Improvement Program

PROJECT NAME	IMPROVEMENT CATEGORY	SUBCATEGORY	OUTPUTS	OUTPUT TYPE	HSIP PROJECT COST(\$)	TOTAL PROJECT COST(\$)	FUNDING CATEGORY	LAND USE/AREA TYPE	FUNCTIONAL CLASSIFICATION	AADT	SPEED	OWNERSHIP	METHOD FOR SITE SELECTION	SHSP EMPHASIS AREA	SHSP STRATEGY
441738-1	Intersection traffic control	Intersection traffic control - other			\$17889	\$17889	HSIP (23 U.S.C. 148)			0		State Highway Agency	Systemic	Intersections	Engineering
441741-1	Shoulder treatments	Shoulder treatments - other			\$0	\$0	HSIP (23 U.S.C. 148)			0		Other Local Agency	Benefit-cost ratio, net present value, or similar	Lane Departure	Engineering
441741-1	Shoulder treatments	Shoulder treatments - other			\$107	\$107	HSIP (23 U.S.C. 148)			0		Other Local Agency	Benefit-cost ratio, net present value, or similar	Lane Departure	Engineering
441741-1	Shoulder treatments	Shoulder treatments - other			\$10669	\$10669	HSIP (23 U.S.C. 148)			0		Other Local Agency	Benefit-cost ratio, net present value, or similar	Lane Departure	Engineering
441742-1	Pedestrians and bicyclists	Pedestrians and bicyclists – other			\$264	\$264	HSIP (23 U.S.C. 148)			0		Other Local Agency	Benefit-cost ratio, net present value, or similar	Pedestrians and bicyclists	Engineering
441742-2	Pedestrians and bicyclists	Pedestrians and bicyclists – other			\$72	\$72	HSIP (23 U.S.C. 148)			0		Other Local Agency	Benefit-cost ratio, net present value, or similar	Pedestrians and bicyclists	Engineering
441742-2	Pedestrians and bicyclists	Pedestrians and bicyclists – other			\$11456	\$11456	HSIP (23 U.S.C. 148)			0		Other Local Agency	Benefit-cost ratio, net present value, or similar	Pedestrians and bicyclists	Engineering
441743-1	Roadway delineation	Roadway delineation - other			\$728	\$728	HSIP (23 U.S.C. 148)			0		State Highway Agency	Systemic	Lane Departure	Engineering
441743-1	Roadway delineation	Roadway delineation - other			\$6774	\$6774	HSIP (23 U.S.C. 148)			0		State Highway Agency	Systemic	Lane Departure	Engineering
441744-1	Roadway delineation	Roadway delineation - other			\$335	\$335	HSIP (23 U.S.C. 148)			0		State Highway Agency	Systemic	Lane Departure	Engineering
441744-1	Roadway delineation	Roadway delineation - other			\$9520	\$9520	HSIP (23 U.S.C. 148)			0		State Highway Agency	Systemic	Lane Departure	Engineering

2022 Florida Highway Safety Improvement Program

PROJECT NAME	IMPROVEMENT CATEGORY	SUBCATEGORY	OUTPUTS	OUTPUT TYPE	HSIP PROJECT COST(\$)	TOTAL PROJECT COST(\$)	FUNDING CATEGORY	LAND USE/AREA TYPE	FUNCTIONAL CLASSIFICATION	AADT	SPEED	OWNERSHIP	METHOD FOR SITE SELECTION	SHSP EMPHASIS AREA	SHSP STRATEGY
441771-1	Intersection traffic control	Intersection traffic control - other			\$57843	\$57843	HSIP (23 U.S.C. 148)			0		State Highway Agency	Systemic	Intersections	Engineering
441771-1	Intersection traffic control	Intersection traffic control - other			\$1	\$1	HSIP (23 U.S.C. 148)			0		State Highway Agency	Systemic	Intersections	Engineering
441771-1	Intersection traffic control	Intersection traffic control - other			\$14785	\$14785	HSIP (23 U.S.C. 148)			0		State Highway Agency	Systemic	Intersections	Engineering
441771-1	Intersection traffic control	Intersection traffic control - other			\$29544	\$29544	HSIP (23 U.S.C. 148)			0		State Highway Agency	Systemic	Intersections	Engineering
442115-1	Lighting	Intersection lighting			\$1000	\$1000	HSIP (23 U.S.C. 148)			0		State Highway Agency	Systemic	Intersections	Engineering
442116-1	Lighting	Intersection lighting			\$1000	\$1000	HSIP (23 U.S.C. 148)			0		State Highway Agency	Systemic	Intersections	Engineering
442117-1	Lighting	Intersection lighting			\$1000	\$1000	HSIP (23 U.S.C. 148)			0		State Highway Agency	Systemic	Intersections	Engineering
442390-3	Lighting	Lighting - other			\$500000	\$500000	HSIP (23 U.S.C. 148)			0		State Highway Agency	Systemic	Multiple	Engineering
442390-3	Lighting	Lighting - other			\$510000	\$510000	HSIP (23 U.S.C. 148)			0		State Highway Agency	Systemic	Multiple	Engineering
442848-1	Lighting	Lighting - other			\$6428	\$6428	HSIP (23 U.S.C. 148)			0		State Highway Agency	Systemic	Pedestrians and bicyclists	Engineering
443249-1	Shoulder treatments	Shoulder treatments - other			\$104722	\$104722	HSIP (23 U.S.C. 148)			0		Other Local Agency	Benefit-cost ratio, net present value, or similar	Lane Departure	Engineering
443393-1	Pedestrians and bicyclists	Pedestrians and bicyclists – other			\$42291	\$42291	HSIP (23 U.S.C. 148)			0		Other Local Agency	Benefit-cost ratio, net present value, or similar	Pedestrians and bicyclists	Engineering
443488-1	Lighting	Lighting - other			\$7063	\$7063	HSIP (23 U.S.C. 148)			0		State Highway Agency	Systemic	Multiple	Engineering

2022 Florida Highway Safety Improvement Program

PROJECT NAME	IMPROVEMENT CATEGORY	SUBCATEGORY	OUTPUTS	OUTPUT TYPE	HSIP PROJECT COST(\$)	TOTAL PROJECT COST(\$)	FUNDING CATEGORY	LAND USE/AREA TYPE	FUNCTIONAL CLASSIFICATION	AADT	SPEED	OWNERSHIP	METHOD FOR SITE SELECTION	SHSP EMPHASIS AREA	SHSP STRATEGY
443507-1	Roadway	Roadway - other			\$2192	\$2192	HSIP (23 U.S.C. 148)			0		State Highway Agency	Benefit-cost ratio, net present value, or similar	Multiple	Engineering
443511-1	Shoulder treatments	Shoulder treatments - other			\$1005	\$1005	HSIP (23 U.S.C. 148)			0		Other Local Agency	Benefit-cost ratio, net present value, or similar	Lane Departure	Engineering
443512-1	Access management	Access management - other			\$8432	\$8432	HSIP (23 U.S.C. 148)			0		State Highway Agency	Benefit-cost ratio, net present value, or similar	Intersections	Engineering
443546-1	Access management	Access management - other			\$266	\$266	HSIP (23 U.S.C. 148)			0		State Highway Agency	Benefit-cost ratio, net present value, or similar	Multiple	Engineering
443685-1	Lighting	Intersection lighting			\$18543	\$18543	HSIP (23 U.S.C. 148)			0		State Highway Agency	Systemic	Intersections	Engineering
443685-1	Lighting	Intersection lighting			\$1000	\$1000	HSIP (23 U.S.C. 148)			0		State Highway Agency	Systemic	Intersections	Engineering
443685-1	Lighting	Intersection lighting			\$10822	\$10822	HSIP (23 U.S.C. 148)			0		State Highway Agency	Systemic	Intersections	Engineering
443769-1	Pedestrians and bicyclists	Pedestrians and bicyclists – other			\$3725567	\$3725567	HSIP (23 U.S.C. 148)			0		State Highway Agency	Benefit-cost ratio, net present value, or similar	Pedestrians and bicyclists	Engineering
443769-1	Pedestrians and bicyclists	Pedestrians and bicyclists – other			\$162481	\$162481	HSIP (23 U.S.C. 148)			0		State Highway Agency	Benefit-cost ratio, net present value, or similar	Pedestrians and bicyclists	Engineering
443843-1	Miscellaneous	Data analysis			\$104993	\$104993	HSIP (23 U.S.C. 148)			0		State Highway Agency	Benefit-cost ratio, net present value, or similar	Data	Engineering

2022 Florida Highway Safety Improvement Program

PROJECT NAME	IMPROVEMENT CATEGORY	SUBCATEGORY	OUTPUTS	OUTPUT TYPE	HSIP PROJECT COST(\$)	TOTAL PROJECT COST(\$)	FUNDING CATEGORY	LAND USE/AREA TYPE	FUNCTIONAL CLASSIFICATION	AADT	SPEED	OWNERSHIP	METHOD FOR SITE SELECTION	SHSP EMPHASIS AREA	SHSP STRATEGY
443847-1	Lighting	Interchange lighting			\$1392289	\$1392289	HSIP (23 U.S.C. 148)			0		State Highway Agency	Benefit-cost ratio, net present value, or similar	Multiple	Engineering
443896-1	Intersection traffic control	Intersection traffic control - other			\$79228	\$79228	HSIP (23 U.S.C. 148)			0		State Highway Agency	Systemic	Intersections	Engineering
443921-1	Roadway	Roadway - other			\$35073	\$35073	HSIP (23 U.S.C. 148)			0		State Highway Agency	Benefit-cost ratio, net present value, or similar	Lane Departure	Engineering
444020-1	Roadway	Roadway - other			\$388	\$388	HSIP (23 U.S.C. 148)			0		State Highway Agency	Benefit-cost ratio, net present value, or similar	Multiple	Engineering
444020-1	Roadway	Roadway - other			\$144204	\$144204	HSIP (23 U.S.C. 148)			0		State Highway Agency	Benefit-cost ratio, net present value, or similar	Multiple	Engineering
444031-1	Intersection geometry	Intersection geometry - other			\$6386	\$6386	HSIP (23 U.S.C. 148)			0		State Highway Agency	Benefit-cost ratio, net present value, or similar	Intersections	Engineering
444039-1	Intersection geometry	Intersection geometry - other			\$1106	\$1106	HSIP (23 U.S.C. 148)			0		State Highway Agency	Benefit-cost ratio, net present value, or similar	Intersections	Engineering
444039-1	Intersection geometry	Intersection geometry - other			\$4700	\$4700	HSIP (23 U.S.C. 148)			0		State Highway Agency	Benefit-cost ratio, net present value, or similar	Intersections	Engineering
444042-1	Roadway	Pavement surface - other			\$438	\$438	HSIP (23 U.S.C. 148)			0		State Highway Agency	Benefit-cost ratio, net present value, or similar	Lane Departure	Engineering
444042-1	Roadway	Pavement surface - other			\$13840	\$13840	HSIP (23 U.S.C. 148)			0		State Highway Agency	Benefit-cost ratio, net present	Lane Departure	Engineering

2022 Florida Highway Safety Improvement Program

PROJECT NAME	IMPROVEMENT CATEGORY	SUBCATEGORY	OUTPUTS	OUTPUT TYPE	HSIP PROJECT COST(\$)	TOTAL PROJECT COST(\$)	FUNDING CATEGORY	LAND USE/AREA TYPE	FUNCTIONAL CLASSIFICATION	AADT	SPEED	OWNERSHIP	METHOD FOR SITE SELECTION	SHSP EMPHASIS AREA	SHSP STRATEGY
													value, or similar		
444042-2	Roadway	Pavement surface - other			\$11	\$11	HSIP (23 U.S.C. 148)			0		State Highway Agency	Benefit-cost ratio, net present value, or similar	Lane Departure	Engineering
444042-2	Roadway	Pavement surface - other			\$9	\$9	HSIP (23 U.S.C. 148)			0		State Highway Agency	Benefit-cost ratio, net present value, or similar	Lane Departure	Engineering
444042-2	Roadway	Pavement surface - other			\$3346	\$3346	HSIP (23 U.S.C. 148)			0		State Highway Agency	Benefit-cost ratio, net present value, or similar	Lane Departure	Engineering
444043-1	Shoulder treatments	Shoulder treatments - other			\$1964	\$1964	HSIP (23 U.S.C. 148)			0		State Highway Agency	Benefit-cost ratio, net present value, or similar	Lane Departure	Engineering
444043-1	Shoulder treatments	Shoulder treatments - other			\$98266	\$98266	HSIP (23 U.S.C. 148)			0		State Highway Agency	Benefit-cost ratio, net present value, or similar	Lane Departure	Engineering
444044-1	Roadway	Roadway - other			\$14801	\$14801	HSIP (23 U.S.C. 148)			0		State Highway Agency	Benefit-cost ratio, net present value, or similar	Multiple	Engineering
444044-1	Roadway	Roadway - other			\$116	\$116	HSIP (23 U.S.C. 148)			0		State Highway Agency	Benefit-cost ratio, net present value, or similar	Multiple	Engineering
444045-1	Roadway	Roadway - other			\$1000	\$1000	HSIP (23 U.S.C. 148)			0		State Highway Agency	Benefit-cost ratio, net present value, or similar	Multiple	Engineering
444046-1	Roadway	Roadway - other			\$1808	\$1808	HSIP (23 U.S.C. 148)			0		State Highway Agency	Benefit-cost ratio, net present	Lane Departure	Engineering

2022 Florida Highway Safety Improvement Program

PROJECT NAME	IMPROVEMENT CATEGORY	SUBCATEGORY	OUTPUTS	OUTPUT TYPE	HSIP PROJECT COST(\$)	TOTAL PROJECT COST(\$)	FUNDING CATEGORY	LAND USE/AREA TYPE	FUNCTIONAL CLASSIFICATION	AADT	SPEED	OWNERSHIP	METHOD FOR SITE SELECTION	SHSP EMPHASIS AREA	SHSP STRATEGY
													value, or similar		
444046-1	Roadway	Roadway - other			\$1981	\$1981	HSIP (23 U.S.C. 148)			0		State Highway Agency	Benefit-cost ratio, net present value, or similar	Lane Departure	Engineering
444047-1	Lighting	Lighting - other			\$0	\$0	HSIP (23 U.S.C. 148)			0		State Highway Agency	Systemic	Multiple	Engineering
444047-1	Lighting	Lighting - other			\$907	\$907	HSIP (23 U.S.C. 148)			0		State Highway Agency	Systemic	Multiple	Engineering
445168-1	Lighting	Intersection lighting			\$372	\$372	HSIP (23 U.S.C. 148)			0		State Highway Agency	Systemic	Intersections	Engineering
445410-1	Pedestrians and bicyclists	Pedestrians and bicyclists – other			\$1018749	\$1018749	HSIP (23 U.S.C. 148)			0		State Highway Agency	Benefit-cost ratio, net present value, or similar	Pedestrians and bicyclists	Engineering
445410-1	Pedestrians and bicyclists	Pedestrians and bicyclists – other			\$6013	\$6013	HSIP (23 U.S.C. 148)			0		State Highway Agency	Benefit-cost ratio, net present value, or similar	Pedestrians and bicyclists	Engineering
445410-1	Pedestrians and bicyclists	Pedestrians and bicyclists – other			\$43860	\$43860	HSIP (23 U.S.C. 148)			0		State Highway Agency	Benefit-cost ratio, net present value, or similar	Pedestrians and bicyclists	Engineering
445507-1	Advanced technology and ITS	Advanced technology and ITS - other			\$779590	\$779590	HSIP (23 U.S.C. 148)			0		State Highway Agency	Benefit-cost ratio, net present value, or similar	Wrong way driving	Engineering
445507-1	Advanced technology and ITS	Advanced technology and ITS - other			\$45000	\$45000	HSIP (23 U.S.C. 148)			0		State Highway Agency	Benefit-cost ratio, net present value, or similar	Wrong way driving	Engineering
445507-1	Advanced technology and ITS	Advanced technology and ITS - other			\$701	\$701	HSIP (23 U.S.C. 148)			0		State Highway Agency	Benefit-cost ratio, net present	Wrong way driving	Engineering

2022 Florida Highway Safety Improvement Program

PROJECT NAME	IMPROVEMENT CATEGORY	SUBCATEGORY	OUTPUTS	OUTPUT TYPE	HSIP PROJECT COST(\$)	TOTAL PROJECT COST(\$)	FUNDING CATEGORY	LAND USE/AREA TYPE	FUNCTIONAL CLASSIFICATION	AADT	SPEED	OWNERSHIP	METHOD FOR SITE SELECTION	SHSP EMPHASIS AREA	SHSP STRATEGY
													value, or similar		
445507-1	Advanced technology and ITS	Advanced technology and ITS - other			\$3917	\$3917	HSIP (23 U.S.C. 148)			0		State Highway Agency	Benefit-cost ratio, net present value, or similar	Wrong way driving	Engineering
445507-1	Advanced technology and ITS	Advanced technology and ITS - other			\$75428	\$75428	HSIP (23 U.S.C. 148)			0		State Highway Agency	Benefit-cost ratio, net present value, or similar	Wrong way driving	Engineering
445507-2	Advanced technology and ITS	Advanced technology and ITS - other			\$968267	\$968267	HSIP (23 U.S.C. 148)			0		State Highway Agency	Benefit-cost ratio, net present value, or similar	Wrong way driving	Engineering
445507-2	Advanced technology and ITS	Advanced technology and ITS - other			\$45000	\$45000	HSIP (23 U.S.C. 148)			0		State Highway Agency	Benefit-cost ratio, net present value, or similar	Wrong way driving	Engineering
445507-2	Advanced technology and ITS	Advanced technology and ITS - other			\$38	\$38	HSIP (23 U.S.C. 148)			0		State Highway Agency	Benefit-cost ratio, net present value, or similar	Wrong way driving	Engineering
445507-2	Advanced technology and ITS	Advanced technology and ITS - other			\$1492	\$1492	HSIP (23 U.S.C. 148)			0		State Highway Agency	Benefit-cost ratio, net present value, or similar	Wrong way driving	Engineering
445507-2	Advanced technology and ITS	Advanced technology and ITS - other			\$75428	\$75428	HSIP (23 U.S.C. 148)			0		State Highway Agency	Benefit-cost ratio, net present value, or similar	Wrong way driving	Engineering
445540-1	Intersection geometry	Intersection geometry - other			\$1352	\$1352	HSIP (23 U.S.C. 148)			0		State Highway Agency	Benefit-cost ratio, net present value, or similar	Intersections	Engineering
445540-1	Intersection geometry	Intersection geometry - other			\$101342	\$101342	HSIP (23 U.S.C. 148)			0		State Highway Agency	Benefit-cost ratio, net present	Intersections	Engineering

2022 Florida Highway Safety Improvement Program

PROJECT NAME	IMPROVEMENT CATEGORY	SUBCATEGORY	OUTPUTS	OUTPUT TYPE	HSIP PROJECT COST(\$)	TOTAL PROJECT COST(\$)	FUNDING CATEGORY	LAND USE/AREA TYPE	FUNCTIONAL CLASSIFICATION	AADT	SPEED	OWNERSHIP	METHOD FOR SITE SELECTION	SHSP EMPHASIS AREA	SHSP STRATEGY
													value, or similar		
445554-1	Lighting	Continuous roadway lighting			\$713204	\$713204	HSIP (23 U.S.C. 148)			0		State Highway Agency	Systemic	Lane Departure	Engineering
445554-1	Lighting	Continuous roadway lighting			\$149	\$149	HSIP (23 U.S.C. 148)			0		State Highway Agency	Systemic	Lane Departure	Engineering
445554-1	Lighting	Continuous roadway lighting			\$171134	\$171134	HSIP (23 U.S.C. 148)			0		State Highway Agency	Systemic	Lane Departure	Engineering
445563-1	Roadway delineation	Roadway delineation - other			\$4717	\$4717	HSIP (23 U.S.C. 148)			0		Other Local Agency	Systemic	Intersections	Engineering
445563-1	Roadway delineation	Roadway delineation - other			\$65097	\$65097	HSIP (23 U.S.C. 148)			0		Other Local Agency	Systemic	Intersections	Engineering
445563-1	Roadway delineation	Roadway delineation - other			\$83802	\$83802	HSIP (23 U.S.C. 148)			0		Other Local Agency	Systemic	Intersections	Engineering
445563-1	Roadway delineation	Roadway delineation - other			\$2982	\$2982	HSIP (23 U.S.C. 148)			0		Other Local Agency	Systemic	Lane Departure	Engineering
445671-1	Intersection traffic control	Intersection traffic control - other			\$6311	\$6311	HSIP (23 U.S.C. 148)			0		State Highway Agency	Systemic	Intersections	Engineering
445671-1	Intersection traffic control	Intersection traffic control - other			\$57004	\$57004	HSIP (23 U.S.C. 148)			0		State Highway Agency	Systemic	Intersections	Engineering
445671-1	Intersection traffic control	Intersection traffic control - other			\$1447	\$1447	HSIP (23 U.S.C. 148)			0		State Highway Agency	Systemic	Intersections	Engineering
445685-1	Intersection geometry	Intersection geometry - other			\$3486	\$3486	HSIP (23 U.S.C. 148)			0		State Highway Agency	Benefit-cost ratio, net present value, or similar	Intersections	Engineering
445685-1	Intersection geometry	Intersection geometry - other			\$499999	\$499999	HSIP (23 U.S.C. 148)			0		State Highway Agency	Benefit-cost ratio, net present value, or similar	Intersections	Engineering

2022 Florida Highway Safety Improvement Program

PROJECT NAME	IMPROVEMENT CATEGORY	SUBCATEGORY	OUTPUTS	OUTPUT TYPE	HSIP PROJECT COST(\$)	TOTAL PROJECT COST(\$)	FUNDING CATEGORY	LAND USE/AREA TYPE	FUNCTIONAL CLASSIFICATION	AADT	SPEED	OWNERSHIP	METHOD FOR SITE SELECTION	SHSP EMPHASIS AREA	SHSP STRATEGY
445685-1	Intersection geometry	Intersection geometry - other			\$142664	\$142664	HSIP (23 U.S.C. 148)			0		State Highway Agency	Benefit-cost ratio, net present value, or similar	Intersections	Engineering
445685-1	Intersection geometry	Intersection geometry - other			\$175988	\$175988	HSIP (23 U.S.C. 148)			0		State Highway Agency	Benefit-cost ratio, net present value, or similar	Intersections	Engineering
445687-1	Pedestrians and bicyclists	Pedestrians and bicyclists – other			\$2000	\$2000	HSIP (23 U.S.C. 148)			0		State Highway Agency	Benefit-cost ratio, net present value, or similar	Pedestrians and bicyclists	Engineering
445688-1	Intersection traffic control	Intersection traffic control - other			\$4657	\$4657	HSIP (23 U.S.C. 148)			0		State Highway Agency	Systemic	Intersections	Engineering
445688-1	Intersection traffic control	Intersection traffic control - other			\$150000	\$150000	HSIP (23 U.S.C. 148)			0		State Highway Agency	Systemic	Intersections	Engineering
445689-1	Access management	Access management - other			\$2000	\$2000	HSIP (23 U.S.C. 148)			0		State Highway Agency	Benefit-cost ratio, net present value, or similar	Intersections	Engineering
445690-1	Roadway	Roadway - other			\$11385	\$11385	HSIP (23 U.S.C. 148)			0		State Highway Agency	Benefit-cost ratio, net present value, or similar	Multiple	Engineering
445690-1	Roadway	Roadway - other			\$90490	\$90490	HSIP (23 U.S.C. 148)			0		State Highway Agency	Benefit-cost ratio, net present value, or similar	Multiple	Engineering
445691-1	Intersection traffic control	Intersection traffic control - other			\$1000	\$1000	HSIP (23 U.S.C. 148)			0		State Highway Agency	Systemic	Intersections	Engineering
445692-1	Intersection traffic control	Intersection traffic control - other			\$9128	\$9128	HSIP (23 U.S.C. 148)			0		State Highway Agency	Systemic	Intersections	Engineering
445692-1	Intersection traffic control	Intersection traffic control - other			\$1000	\$1000	HSIP (23 U.S.C. 148)			0		State Highway Agency	Systemic	Intersections	Engineering

2022 Florida Highway Safety Improvement Program

PROJECT NAME	IMPROVEMENT CATEGORY	SUBCATEGORY	OUTPUTS	OUTPUT TYPE	HSIP PROJECT COST(\$)	TOTAL PROJECT COST(\$)	FUNDING CATEGORY	LAND USE/AREA TYPE	FUNCTIONAL CLASSIFICATION	AADT	SPEED	OWNERSHIP	METHOD FOR SITE SELECTION	SHSP EMPHASIS AREA	SHSP STRATEGY
445692-1	Intersection traffic control	Intersection traffic control - other			\$260000	\$260000	HSIP (23 U.S.C. 148)			0		State Highway Agency	Systemic	Intersections	Engineering
445693-1	Intersection traffic control	Intersection traffic control - other			\$9371	\$9371	HSIP (23 U.S.C. 148)			0		State Highway Agency	Systemic	Intersections	Engineering
445693-1	Intersection traffic control	Intersection traffic control - other			\$125000	\$125000	HSIP (23 U.S.C. 148)			0		State Highway Agency	Systemic	Intersections	Engineering
445694-1	Access management	Access management - other			\$4962	\$4962	HSIP (23 U.S.C. 148)			0		State Highway Agency	Benefit-cost ratio, net present value, or similar	Intersections	Engineering
445694-1	Access management	Access management - other			\$240000	\$240000	HSIP (23 U.S.C. 148)			0		State Highway Agency	Benefit-cost ratio, net present value, or similar	Intersections	Engineering
445695-1	Intersection traffic control	Intersection traffic control - other			\$132	\$132	HSIP (23 U.S.C. 148)			0		State Highway Agency	Systemic	Intersections	Engineering
445695-1	Intersection traffic control	Intersection traffic control - other			\$8308	\$8308	HSIP (23 U.S.C. 148)			0		State Highway Agency	Systemic	Intersections	Engineering
445695-1	Intersection traffic control	Intersection traffic control - other			\$77617	\$77617	HSIP (23 U.S.C. 148)			0		State Highway Agency	Systemic	Intersections	Engineering
445695-1	Intersection traffic control	Intersection traffic control - other			\$26015	\$26015	HSIP (23 U.S.C. 148)			0		State Highway Agency	Systemic	Intersections	Engineering
445697-1	Roadway delineation	Roadway delineation - other			\$76099	\$76099	HSIP (23 U.S.C. 148)			0		State Highway Agency	Systemic	Lane Departure	Engineering
445701-1	Intersection traffic control	Intersection traffic control - other			\$9858	\$9858	HSIP (23 U.S.C. 148)			0		State Highway Agency	Systemic	Intersections	Engineering
445701-1	Intersection traffic control	Intersection traffic control - other			\$332825	\$332825	HSIP (23 U.S.C. 148)			0		State Highway Agency	Systemic	Intersections	Engineering
445701-1	Intersection traffic control	Intersection traffic control - other			\$67175	\$67175	HSIP (23 U.S.C. 148)			0		State Highway Agency	Systemic	Intersections	Engineering

2022 Florida Highway Safety Improvement Program

PROJECT NAME	IMPROVEMENT CATEGORY	SUBCATEGORY	OUTPUTS	OUTPUT TYPE	HSIP PROJECT COST(\$)	TOTAL PROJECT COST(\$)	FUNDING CATEGORY	LAND USE/AREA TYPE	FUNCTIONAL CLASSIFICATION	AADT	SPEED	OWNERSHIP	METHOD FOR SITE SELECTION	SHSP EMPHASIS AREA	SHSP STRATEGY
445707-1	Intersection traffic control	Intersection traffic control - other			\$5085	\$5085	HSIP (23 U.S.C. 148)			0		State Highway Agency	Systemic	Intersections	Engineering
445707-1	Intersection traffic control	Intersection traffic control - other			\$195175	\$195175	HSIP (23 U.S.C. 148)			0		State Highway Agency	Systemic	Intersections	Engineering
445715-1	Intersection traffic control	Intersection traffic control - other			\$921	\$921	HSIP (23 U.S.C. 148)			0		State Highway Agency	Systemic	Intersections	Engineering
445715-1	Intersection traffic control	Intersection traffic control - other			\$1000	\$1000	HSIP (23 U.S.C. 148)			0		State Highway Agency	Systemic	Intersections	Engineering
445715-1	Intersection traffic control	Intersection traffic control - other			\$150000	\$150000	HSIP (23 U.S.C. 148)			0		State Highway Agency	Systemic	Intersections	Engineering
445716-1	Access management	Access management - other			\$2000	\$2000	HSIP (23 U.S.C. 148)			0		State Highway Agency	Benefit-cost ratio, net present value, or similar	Intersections	Engineering
445767-1	Intersection traffic control	Intersection traffic control - other			\$5551	\$5551	HSIP (23 U.S.C. 148)			0		State Highway Agency	Systemic	Intersections	Engineering
445767-1	Intersection traffic control	Intersection traffic control - other			\$1000	\$1000	HSIP (23 U.S.C. 148)			0		State Highway Agency	Systemic	Intersections	Engineering
445767-1	Intersection traffic control	Intersection traffic control - other			\$350000	\$350000	HSIP (23 U.S.C. 148)			0		State Highway Agency	Systemic	Intersections	Engineering
445771-1	Intersection traffic control	Intersection traffic control - other			\$150	\$150	HSIP (23 U.S.C. 148)			0		State Highway Agency	Systemic	Intersections	Engineering
445771-1	Intersection traffic control	Intersection traffic control - other			\$4772	\$4772	HSIP (23 U.S.C. 148)			0		State Highway Agency	Systemic	Intersections	Engineering
445771-1	Intersection traffic control	Intersection traffic control - other			\$200000	\$200000	HSIP (23 U.S.C. 148)			0		State Highway Agency	Systemic	Intersections	Engineering
445772-1	Intersection traffic control	Intersection traffic control - other			\$0	\$0	HSIP (23 U.S.C. 148)			0		State Highway Agency	Systemic	Intersections	Engineering

2022 Florida Highway Safety Improvement Program

PROJECT NAME	IMPROVEMENT CATEGORY	SUBCATEGORY	OUTPUTS	OUTPUT TYPE	HSIP PROJECT COST(\$)	TOTAL PROJECT COST(\$)	FUNDING CATEGORY	LAND USE/AREA TYPE	FUNCTIONAL CLASSIFICATION	AADT	SPEED	OWNERSHIP	METHOD FOR SITE SELECTION	SHSP EMPHASIS AREA	SHSP STRATEGY
445772-1	Intersection traffic control	Intersection traffic control - other			\$5844	\$5844	HSIP (23 U.S.C. 148)			0		State Highway Agency	Systemic	Intersections	Engineering
445772-1	Intersection traffic control	Intersection traffic control - other			\$283806	\$283806	HSIP (23 U.S.C. 148)			0		State Highway Agency	Systemic	Intersections	Engineering
445772-1	Intersection traffic control	Intersection traffic control - other			\$16194	\$16194	HSIP (23 U.S.C. 148)			0		State Highway Agency	Systemic	Intersections	Engineering
445801-1	Intersection traffic control	Intersection traffic control - other			\$109	\$109	HSIP (23 U.S.C. 148)			0		State Highway Agency	Systemic	Intersections	Engineering
445801-1	Intersection traffic control	Intersection traffic control - other			\$10161	\$10161	HSIP (23 U.S.C. 148)			0		State Highway Agency	Systemic	Intersections	Engineering
445801-1	Intersection traffic control	Intersection traffic control - other			\$167556	\$167556	HSIP (23 U.S.C. 148)			0		State Highway Agency	Systemic	Intersections	Engineering
445801-1	Intersection traffic control	Intersection traffic control - other			\$82444	\$82444	HSIP (23 U.S.C. 148)			0		State Highway Agency	Systemic	Intersections	Engineering
445813-1	Intersection traffic control	Intersection traffic control - other			\$119288	\$119288	HSIP (23 U.S.C. 148)			0		State Highway Agency	Systemic	Intersections	Engineering
445824-1	Roadway	Pavement surface – high friction surface			\$17004	\$17004	HSIP (23 U.S.C. 148)			0		State Highway Agency	Benefit-cost ratio, net present value, or similar	Lane Departure	Engineering
445824-1	Roadway	Pavement surface – high friction surface			\$19220	\$19220	HSIP (23 U.S.C. 148)			0		State Highway Agency	Benefit-cost ratio, net present value, or similar	Lane Departure	Engineering
445827-1	Pedestrians and bicyclists	Pedestrians and bicyclists – other			\$19882	\$19882	HSIP (23 U.S.C. 148)			0		State Highway Agency	Benefit-cost ratio, net present value, or similar	Pedestrians and bicyclists	Engineering
445827-1	Pedestrians and bicyclists	Pedestrians and bicyclists – other			\$1669	\$1669	HSIP (23 U.S.C. 148)			0		State Highway Agency	Benefit-cost ratio, net present value, or similar	Pedestrians and bicyclists	Engineering

2022 Florida Highway Safety Improvement Program

PROJECT NAME	IMPROVEMENT CATEGORY	SUBCATEGORY	OUTPUTS	OUTPUT TYPE	HSIP PROJECT COST(\$)	TOTAL PROJECT COST(\$)	FUNDING CATEGORY	LAND USE/AREA TYPE	FUNCTIONAL CLASSIFICATION	AADT	SPEED	OWNERSHIP	METHOD FOR SITE SELECTION	SHSP EMPHASIS AREA	SHSP STRATEGY
445835-1	Intersection traffic control	Intersection traffic control - other			\$121441	\$121441	HSIP (23 U.S.C. 148)			0		State Highway Agency	Systemic	Intersections	Engineering
445867-1	Roadway	Roadway - other			\$2000	\$2000	HSIP (23 U.S.C. 148)			0		State Highway Agency	Benefit-cost ratio, net present value, or similar	Multiple	Engineering
446031-1	Intersection traffic control	Intersection traffic control - other			\$3036	\$3036	HSIP (23 U.S.C. 148)			0		State Highway Agency	Systemic	Intersections	Engineering
446031-2	Intersection traffic control	Intersection traffic control - other			\$1634	\$1634	HSIP (23 U.S.C. 148)			0		State Highway Agency	Systemic	Intersections	Engineering
446141-1	Advanced technology and ITS	Advanced technology and ITS - other			\$745355	\$745355	HSIP (23 U.S.C. 148)			0		State Highway Agency	Benefit-cost ratio, net present value, or similar	Intersections	Engineering
446159-1	Intersection traffic control	Intersection traffic control - other			\$9023	\$9023	HSIP (23 U.S.C. 148)			0		State Highway Agency	Systemic	Intersections	Engineering
446159-1	Intersection traffic control	Intersection traffic control - other			\$949	\$949	HSIP (23 U.S.C. 148)			0		State Highway Agency	Systemic	Intersections	Engineering
446159-2	Intersection traffic control	Intersection traffic control - other			\$364613	\$364613	HSIP (23 U.S.C. 148)			0		State Highway Agency	Systemic	Intersections	Engineering
446159-2	Intersection traffic control	Intersection traffic control - other			\$951	\$951	HSIP (23 U.S.C. 148)			0		State Highway Agency	Systemic	Intersections	Engineering
446159-2	Intersection traffic control	Intersection traffic control - other			\$61560	\$61560	HSIP (23 U.S.C. 148)			0		State Highway Agency	Systemic	Intersections	Engineering
446159-2	Intersection traffic control	Intersection traffic control - other			\$106	\$106	HSIP (23 U.S.C. 148)			0		State Highway Agency	Systemic	Intersections	Engineering
446240-1	Intersection traffic control	Intersection traffic control - other			\$352463	\$352463	HSIP (23 U.S.C. 148)			0		State Highway Agency	Systemic	Intersections	Engineering
446240-1	Intersection traffic control	Intersection traffic control - other			\$1000	\$1000	HSIP (23 U.S.C. 148)			0		State Highway Agency	Systemic	Intersections	Engineering

2022 Florida Highway Safety Improvement Program

PROJECT NAME	IMPROVEMENT CATEGORY	SUBCATEGORY	OUTPUTS	OUTPUT TYPE	HSIP PROJECT COST(\$)	TOTAL PROJECT COST(\$)	FUNDING CATEGORY	LAND USE/AREA TYPE	FUNCTIONAL CLASSIFICATION	AADT	SPEED	OWNERSHIP	METHOD FOR SITE SELECTION	SHSP EMPHASIS AREA	SHSP STRATEGY
446240-1	Intersection traffic control	Intersection traffic control - other			\$32444	\$32444	HSIP (23 U.S.C. 148)			0		State Highway Agency	Systemic	Intersections	Engineering
446240-1	Intersection traffic control	Intersection traffic control - other			\$11250	\$11250	HSIP (23 U.S.C. 148)			0		State Highway Agency	Systemic	Intersections	Engineering
446240-2	Intersection traffic control	Intersection traffic control - other			\$145891	\$145891	HSIP (23 U.S.C. 148)			0		State Highway Agency	Systemic	Intersections	Engineering
446240-2	Intersection traffic control	Intersection traffic control - other			\$1026	\$1026	HSIP (23 U.S.C. 148)			0		State Highway Agency	Systemic	Intersections	Engineering
446240-2	Intersection traffic control	Intersection traffic control - other			\$19238	\$19238	HSIP (23 U.S.C. 148)			0		State Highway Agency	Systemic	Intersections	Engineering
446240-2	Intersection traffic control	Intersection traffic control - other			\$18126	\$18126	HSIP (23 U.S.C. 148)			0		State Highway Agency	Systemic	Intersections	Engineering
446698-1	Miscellaneous	Data analysis			\$38876	\$38876	HSIP (23 U.S.C. 148)			0		State Highway Agency	Benefit-cost ratio, net present value, or similar	Multiple	Engineering
446698-1	Miscellaneous	Data analysis			\$796731	\$796731	HSIP (23 U.S.C. 148)			0		State Highway Agency	Benefit-cost ratio, net present value, or similar	Multiple	Engineering
446698-2	Miscellaneous	Data analysis			\$330286	\$330286	HSIP (23 U.S.C. 148)			0		State Highway Agency	Benefit-cost ratio, net present value, or similar	Multiple	Engineering
447042-1	Lighting	Intersection lighting			\$222898	\$222898	HSIP (23 U.S.C. 148)			0		State Highway Agency	Systemic	Intersections	Engineering
447042-2	Lighting	Intersection lighting			\$348464	\$348464	HSIP (23 U.S.C. 148)			0		State Highway Agency	Systemic	Intersections	Engineering
447845-1	Lighting	Lighting - other			\$828280	\$828280	HSIP (23 U.S.C. 148)			0		State Highway Agency	Systemic	Pedestrians and bicyclists	Engineering

2022 Florida Highway Safety Improvement Program

PROJECT NAME	IMPROVEMENT CATEGORY	SUBCATEGORY	OUTPUTS	OUTPUT TYPE	HSIP PROJECT COST(\$)	TOTAL PROJECT COST(\$)	FUNDING CATEGORY	LAND USE/AREA TYPE	FUNCTIONAL CLASSIFICATION	AADT	SPEED	OWNERSHIP	METHOD FOR SITE SELECTION	SHSP EMPHASIS AREA	SHSP STRATEGY
447845-2	Lighting	Lighting - other			\$141449	\$141449	HSIP (23 U.S.C. 148)			0		State Highway Agency	Systemic	Multiple	Engineering
447845-2	Lighting	Lighting - other			\$914000	\$914000	HSIP (23 U.S.C. 148)			0		State Highway Agency	Systemic	Multiple	Engineering
448701-1	Roadway	Roadway - other			\$499999	\$499999	HSIP (23 U.S.C. 148)			0		State Highway Agency	Benefit-cost ratio, net present value, or similar	Multiple	Engineering
190258-1	Advanced technology and ITS	Advanced technology and ITS - other			\$779600	\$779600	HSIP (23 U.S.C. 148)			0		State Highway Agency	Benefit-cost ratio, net present value, or similar	Multiple	Engineering
190258-1	Advanced technology and ITS	Advanced technology and ITS - other			\$64052	\$64052	HSIP (23 U.S.C. 148)			0		State Highway Agency	Benefit-cost ratio, net present value, or similar	Multiple	Engineering
211079-4	Intersection traffic control	Modify traffic signal timing – general retiming			\$298993	\$298993	HSIP (23 U.S.C. 148)			0		State Highway Agency	Benefit-cost ratio, net present value, or similar	Intersections	Engineering
211079-5	Miscellaneous	Road safety audits			\$294022	\$294022	HSIP (23 U.S.C. 148)			0		Other Local Agency	Benefit-cost ratio, net present value, or similar	Multiple	Engineering
211079-8	Miscellaneous	Road safety audits			\$351798	\$351798	HSIP (23 U.S.C. 148)			0		State Highway Agency	Benefit-cost ratio, net present value, or similar	Multiple	Engineering
220838-3	Roadway	Roadway - other			\$1048	\$1048	HSIP (23 U.S.C. 148)			0		State Highway Agency	Benefit-cost ratio, net present value, or similar	Multiple	Engineering
220838-3	Roadway	Roadway - other			\$18474	\$18474	HSIP (23 U.S.C. 148)			0		State Highway Agency	Benefit-cost ratio, net present value, or similar	Multiple	Engineering

2022 Florida Highway Safety Improvement Program

PROJECT NAME	IMPROVEMENT CATEGORY	SUBCATEGORY	OUTPUTS	OUTPUT TYPE	HSIP PROJECT COST(\$)	TOTAL PROJECT COST(\$)	FUNDING CATEGORY	LAND USE/AREA TYPE	FUNCTIONAL CLASSIFICATION	AADT	SPEED	OWNERSHIP	METHOD FOR SITE SELECTION	SHSP EMPHASIS AREA	SHSP STRATEGY
220838-3	Roadway	Roadway - other			\$45245	\$45245	HSIP (23 U.S.C. 148)			0		State Highway Agency	Benefit-cost ratio, net present value, or similar	Multiple	Engineering
220838-3	Roadway	Roadway - other			\$51772	\$51772	HSIP (23 U.S.C. 148)			0		State Highway Agency	Benefit-cost ratio, net present value, or similar	Multiple	Engineering
220838-3	Roadway	Roadway - other			\$7519	\$7519	HSIP (23 U.S.C. 148)			0		State Highway Agency	Benefit-cost ratio, net present value, or similar	Multiple	Engineering
220838-3	Roadway	Roadway - other			\$7264	\$7264	HSIP (23 U.S.C. 148)			0		State Highway Agency	Benefit-cost ratio, net present value, or similar	Multiple	Engineering
220838-5	Roadway	Roadway - other			\$554	\$554	HSIP (23 U.S.C. 148)			0		State Highway Agency	Benefit-cost ratio, net present value, or similar	Multiple	Engineering
220838-5	Roadway	Roadway - other			\$50925	\$50925	HSIP (23 U.S.C. 148)			0		State Highway Agency	Benefit-cost ratio, net present value, or similar	Multiple	Engineering
230094-9	Miscellaneous	Data analysis			\$41960	\$41960	HSIP (23 U.S.C. 148)			0		State Highway Agency	Benefit-cost ratio, net present value, or similar	Data	Engineering
237995-1	Roadway	Roadway - other			\$52344	\$52344	HSIP (23 U.S.C. 148)			0		State Highway Agency	Benefit-cost ratio, net present value, or similar	Multiple	Engineering
237995-1	Roadway	Roadway - other			\$179719	\$179719	HSIP (23 U.S.C. 148)			0		State Highway Agency	Benefit-cost ratio, net present value, or similar	Multiple	Engineering

2022 Florida Highway Safety Improvement Program

PROJECT NAME	IMPROVEMENT CATEGORY	SUBCATEGORY	OUTPUTS	OUTPUT TYPE	HSIP PROJECT COST(\$)	TOTAL PROJECT COST(\$)	FUNDING CATEGORY	LAND USE/AREA TYPE	FUNCTIONAL CLASSIFICATION	AADT	SPEED	OWNERSHIP	METHOD FOR SITE SELECTION	SHSP EMPHASIS AREA	SHSP STRATEGY
237995-1	Roadway	Roadway - other			\$106025	\$106025	HSIP (23 U.S.C. 148)			0		State Highway Agency	Benefit-cost ratio, net present value, or similar	Multiple	Engineering
237995-1	Roadway	Roadway - other			\$112795	\$112795	HSIP (23 U.S.C. 148)			0		State Highway Agency	Benefit-cost ratio, net present value, or similar	Multiple	Engineering
237995-1	Roadway	Roadway - other			\$129456	\$129456	HSIP (23 U.S.C. 148)			0		State Highway Agency	Benefit-cost ratio, net present value, or similar	Multiple	Engineering
237995-1	Roadway	Roadway - other			\$278476	\$278476	HSIP (23 U.S.C. 148)			0		State Highway Agency	Benefit-cost ratio, net present value, or similar	Multiple	Engineering
254646-1	Pedestrians and bicyclists	Pedestrians and bicyclists – other			\$259689	\$259689	HSIP (23 U.S.C. 148)			0		State Highway Agency	Benefit-cost ratio, net present value, or similar	Pedestrians and bicyclists	Engineering
254646-1	Pedestrians and bicyclists	Pedestrians and bicyclists – other			\$273213	\$273213	HSIP (23 U.S.C. 148)			0		State Highway Agency	Benefit-cost ratio, net present value, or similar	Pedestrians and bicyclists	Engineering
254647-1	Pedestrians and bicyclists	Pedestrians and bicyclists – other			\$338015	\$338015	HSIP (23 U.S.C. 148)			0		State Highway Agency	Benefit-cost ratio, net present value, or similar	Pedestrians and bicyclists	Engineering
254677-2	Roadway	Roadway - other			\$709781	\$709781	HSIP (23 U.S.C. 148)			0		State Highway Agency	Benefit-cost ratio, net present value, or similar	Multiple	Engineering
254677-2	Roadway	Roadway - other			\$8968	\$8968	HSIP (23 U.S.C. 148)			0		State Highway Agency	Benefit-cost ratio, net present value, or similar	Multiple	Engineering

2022 Florida Highway Safety Improvement Program

PROJECT NAME	IMPROVEMENT CATEGORY	SUBCATEGORY	OUTPUTS	OUTPUT TYPE	HSIP PROJECT COST(\$)	TOTAL PROJECT COST(\$)	FUNDING CATEGORY	LAND USE/AREA TYPE	FUNCTIONAL CLASSIFICATION	AADT	SPEED	OWNERSHIP	METHOD FOR SITE SELECTION	SHSP EMPHASIS AREA	SHSP STRATEGY
254677-2	Roadway	Roadway - other			\$486714	\$486714	HSIP (23 U.S.C. 148)			0		State Highway Agency	Benefit-cost ratio, net present value, or similar	Multiple	Engineering
254677-2	Roadway	Roadway - other			\$290753	\$290753	HSIP (23 U.S.C. 148)			0		State Highway Agency	Benefit-cost ratio, net present value, or similar	Multiple	Engineering
254677-2	Roadway	Roadway - other			\$79906	\$79906	HSIP (23 U.S.C. 148)			0		State Highway Agency	Benefit-cost ratio, net present value, or similar	Multiple	Engineering
405679-3	Roadway delineation	Roadway delineation - other			\$427	\$427	HSIP (23 U.S.C. 148)			0		Other Local Agency	Systemic	Lane Departure	Engineering
422814-2	Miscellaneous	Road safety audits			\$566514	\$566514	HSIP (23 U.S.C. 148)			0		State Highway Agency	Benefit-cost ratio, net present value, or similar	Multiple	Engineering
425646-5	Miscellaneous	Data analysis			\$186833	\$186833	HSIP (23 U.S.C. 148)			0		State Highway Agency	Benefit-cost ratio, net present value, or similar	Multiple	Engineering
427516-2	Roadway	Roadway widening - add lane(s) along segment			\$4310	\$4310	HSIP (23 U.S.C. 148)			0		State Highway Agency	Systemic	Lane Departure	Engineering
427518-2	Roadway	Roadway - other			\$157005	\$157005	HSIP (23 U.S.C. 148)			0		State Highway Agency	Benefit-cost ratio, net present value, or similar	Lane Departure	Engineering
427521-2	Intersection traffic control	Intersection traffic control - other			\$17625	\$17625	HSIP (23 U.S.C. 148)			0		State Highway Agency	Systemic	Intersections	Engineering
427521-2	Intersection traffic control	Intersection traffic control - other			\$20524	\$20524	HSIP (23 U.S.C. 148)			0		State Highway Agency	Systemic	Intersections	Engineering

2022 Florida Highway Safety Improvement Program

PROJECT NAME	IMPROVEMENT CATEGORY	SUBCATEGORY	OUTPUTS	OUTPUT TYPE	HSIP PROJECT COST(\$)	TOTAL PROJECT COST(\$)	FUNDING CATEGORY	LAND USE/AREA TYPE	FUNCTIONAL CLASSIFICATION	AADT	SPEED	OWNERSHIP	METHOD FOR SITE SELECTION	SHSP EMPHASIS AREA	SHSP STRATEGY
429186-5	Intersection traffic control	Intersection traffic control - other			\$4253	\$4253	HSIP (23 U.S.C. 148)			0		State Highway Agency	Systemic	Intersections	Engineering
429341-3	Roadway	Roadway - other			\$167287	\$167287	HSIP (23 U.S.C. 148)			0		State Highway Agency	Benefit-cost ratio, net present value, or similar	Lane Departure	Engineering
429341-4	Roadway	Roadway - other			\$66840	\$66840	HSIP (23 U.S.C. 148)			0		State Highway Agency	Benefit-cost ratio, net present value, or similar	Multiple	Engineering
429341-4	Roadway	Roadway - other			\$7896	\$7896	HSIP (23 U.S.C. 148)			0		State Highway Agency	Benefit-cost ratio, net present value, or similar	Multiple	Engineering
429341-5	Roadway	Roadway - other			\$408872	\$408872	HSIP (23 U.S.C. 148)			0		State Highway Agency	Benefit-cost ratio, net present value, or similar	Multiple	Engineering
429341-5	Roadway	Roadway - other			\$53204	\$53204	HSIP (23 U.S.C. 148)			0		State Highway Agency	Benefit-cost ratio, net present value, or similar	Multiple	Engineering
429576-2	Pedestrians and bicyclists	Install sidewalk			\$25485	\$25485	HSIP (23 U.S.C. 148)			0		State Highway Agency	Benefit-cost ratio, net present value, or similar	Pedestrians and bicyclists	Engineering
429650-3	Roadway	Roadway - other			\$250000	\$250000	HSIP (23 U.S.C. 148)			0		State Highway Agency	Benefit-cost ratio, net present value, or similar	Multiple	Engineering
430808-3	Intersection traffic control	Intersection traffic control - other			\$0	\$0	HSIP (23 U.S.C. 148)			0		State Highway Agency	Systemic	Intersections	Engineering
430817-4	Roadway	Roadway - other			\$77	\$77	HSIP (23 U.S.C. 148)			0		State Highway Agency	Benefit-cost ratio, net present value, or similar	Lane Departure	Engineering

2022 Florida Highway Safety Improvement Program

PROJECT NAME	IMPROVEMENT CATEGORY	SUBCATEGORY	OUTPUTS	OUTPUT TYPE	HSIP PROJECT COST(\$)	TOTAL PROJECT COST(\$)	FUNDING CATEGORY	LAND USE/AREA TYPE	FUNCTIONAL CLASSIFICATION	AADT	SPEED	OWNERSHIP	METHOD FOR SITE SELECTION	SHSP EMPHASIS AREA	SHSP STRATEGY
430817-4	Roadway	Roadway - other			\$88905	\$88905	HSIP (23 U.S.C. 148)			0		State Highway Agency	Benefit-cost ratio, net present value, or similar	Lane Departure	Engineering
430852-1	Miscellaneous	Road safety audits			\$88588	\$88588	HSIP (23 U.S.C. 148)			0		State Highway Agency	Benefit-cost ratio, net present value, or similar	Multiple	Engineering
430914-1	Intersection traffic control	Intersection traffic control - other			\$2056	\$2056	HSIP (23 U.S.C. 148)			0		State Highway Agency	Systemic	Intersections	Engineering
432193-1	Roadway	Roadway - other			\$11000001	\$11000001	HSIP (23 U.S.C. 148)			0		State Highway Agency	Benefit-cost ratio, net present value, or similar	Multiple	Engineering
432584-3	Intersection traffic control	Intersection traffic control - other			\$7600	\$7600	HSIP (23 U.S.C. 148)			0		State Highway Agency	Systemic	Intersections	Engineering
432648-1	Intersection geometry	Intersection geometry - other			\$19899	\$19899	HSIP (23 U.S.C. 148)			0		State Highway Agency	Benefit-cost ratio, net present value, or similar	Intersections	Engineering
432748-5	Intersection traffic control	Intersection traffic control - other			\$440	\$440	HSIP (23 U.S.C. 148)			0		State Highway Agency	Systemic	Intersections	Engineering
433109-5	Roadway	Roadway - other			\$89341	\$89341	HSIP (23 U.S.C. 148)			0		State Highway Agency	Benefit-cost ratio, net present value, or similar	Lane Departure	Engineering
433264-3	Roadway	Roadway - other			\$109289	\$109289	HSIP (23 U.S.C. 148)			0		State Highway Agency	Benefit-cost ratio, net present value, or similar	Multiple	Engineering
433264-3	Roadway	Roadway - other			\$162106	\$162106	HSIP (23 U.S.C. 148)			0		State Highway Agency	Benefit-cost ratio, net present value, or similar	Multiple	Engineering

2022 Florida Highway Safety Improvement Program

PROJECT NAME	IMPROVEMENT CATEGORY	SUBCATEGORY	OUTPUTS	OUTPUT TYPE	HSIP PROJECT COST(\$)	TOTAL PROJECT COST(\$)	FUNDING CATEGORY	LAND USE/AREA TYPE	FUNCTIONAL CLASSIFICATION	AADT	SPEED	OWNERSHIP	METHOD FOR SITE SELECTION	SHSP EMPHASIS AREA	SHSP STRATEGY
433264-4	Roadway	Roadway - other			\$30779	\$30779	HSIP (23 U.S.C. 148)			0		State Highway Agency	Benefit-cost ratio, net present value, or similar	Multiple	Engineering
433390-1	Access management	Access management - other			\$300000	\$300000	HSIP (23 U.S.C. 148)			0		State Highway Agency	Benefit-cost ratio, net present value, or similar	Intersections	Engineering
433522-1	Miscellaneous	Data analysis			\$154693	\$154693	HSIP (23 U.S.C. 148)			0		State Highway Agency	Benefit-cost ratio, net present value, or similar	Intersections	Engineering
433550-4	Pedestrians and bicyclists	Pedestrians and bicyclists – other			\$668168	\$668168	HSIP (23 U.S.C. 148)			0		State Highway Agency	Benefit-cost ratio, net present value, or similar	Pedestrians and bicyclists	Engineering
433592-3	Lighting	Intersection lighting			\$3853	\$3853	HSIP (23 U.S.C. 148)			0		State Highway Agency	Systemic	Intersections	Engineering
434273-3	Lighting	Continuous roadway lighting			\$45227	\$45227	HSIP (23 U.S.C. 148)			0		State Highway Agency	Systemic	Lane Departure	Engineering
434273-3	Lighting	Continuous roadway lighting			\$20903	\$20903	HSIP (23 U.S.C. 148)			0		State Highway Agency	Systemic	Lane Departure	Engineering
434273-3	Lighting	Continuous roadway lighting			\$58389	\$58389	HSIP (23 U.S.C. 148)			0		State Highway Agency	Systemic	Lane Departure	Engineering
434273-4	Lighting	Continuous roadway lighting			\$46736	\$46736	HSIP (23 U.S.C. 148)			0		State Highway Agency	Systemic	Lane Departure	Engineering
434273-4	Lighting	Continuous roadway lighting			\$58389	\$58389	HSIP (23 U.S.C. 148)			0		State Highway Agency	Systemic	Lane Departure	Engineering
436023-1	Pedestrians and bicyclists	Pedestrians and bicyclists – other			\$32778	\$32778	HSIP (23 U.S.C. 148)			0		State Highway Agency	Benefit-cost ratio, net present value, or similar	Pedestrians and bicyclists	Engineering

2022 Florida Highway Safety Improvement Program

PROJECT NAME	IMPROVEMENT CATEGORY	SUBCATEGORY	OUTPUTS	OUTPUT TYPE	HSIP PROJECT COST(\$)	TOTAL PROJECT COST(\$)	FUNDING CATEGORY	LAND USE/AREA TYPE	FUNCTIONAL CLASSIFICATION	AADT	SPEED	OWNERSHIP	METHOD FOR SITE SELECTION	SHSP EMPHASIS AREA	SHSP STRATEGY
436041-1	Intersection geometry	Intersection geometry - other			\$2730	\$2730	HSIP (23 U.S.C. 148)			0		State Highway Agency	Benefit-cost ratio, net present value, or similar	Intersections	Engineering
436041-1	Intersection geometry	Intersection geometry - other			\$196768	\$196768	HSIP (23 U.S.C. 148)			0		State Highway Agency	Benefit-cost ratio, net present value, or similar	Intersections	Engineering
436041-1	Intersection geometry	Intersection geometry - other			\$34950	\$34950	HSIP (23 U.S.C. 148)			0		State Highway Agency	Benefit-cost ratio, net present value, or similar	Intersections	Engineering
436157-1	Roadway	Roadway - other			\$582418	\$582418	HSIP (23 U.S.C. 148)			0		State Highway Agency	Benefit-cost ratio, net present value, or similar	Lane Departure	Engineering
436196-1	Pedestrians and bicyclists	Install sidewalk			\$526605	\$526605	HSIP (23 U.S.C. 148)			0		Other Local Agency	Benefit-cost ratio, net present value, or similar	Pedestrians and bicyclists	Engineering
436266-2	Intersection geometry	Add/modify auxiliary lanes			\$309410	\$309410	HSIP (23 U.S.C. 148)			0		State Highway Agency	Benefit-cost ratio, net present value, or similar	Intersections	Engineering
436266-2	Intersection geometry	Add/modify auxiliary lanes			\$131	\$131	HSIP (23 U.S.C. 148)			0		State Highway Agency	Benefit-cost ratio, net present value, or similar	Intersections	Engineering
436266-2	Intersection geometry	Add/modify auxiliary lanes			\$92337	\$92337	HSIP (23 U.S.C. 148)			0		State Highway Agency	Benefit-cost ratio, net present value, or similar	Intersections	Engineering
436495-1	Roadway	Roadway widening - add lane(s) along segment			\$4723	\$4723	HSIP (23 U.S.C. 148)			0		State Highway Agency	Systemic	Lane Departure	Engineering

2022 Florida Highway Safety Improvement Program

PROJECT NAME	IMPROVEMENT CATEGORY	SUBCATEGORY	OUTPUTS	OUTPUT TYPE	HSIP PROJECT COST(\$)	TOTAL PROJECT COST(\$)	FUNDING CATEGORY	LAND USE/AREA TYPE	FUNCTIONAL CLASSIFICATION	AADT	SPEED	OWNERSHIP	METHOD FOR SITE SELECTION	SHSP EMPHASIS AREA	SHSP STRATEGY
436551-1	Roadway	Pavement surface - other			\$84	\$84	HSIP (23 U.S.C. 148)			0		State Highway Agency	Benefit-cost ratio, net present value, or similar	Lane Departure	Engineering
436612-2	Roadway	Roadway - other			\$203321	\$203321	HSIP (23 U.S.C. 148)			0		State Highway Agency	Benefit-cost ratio, net present value, or similar	Multiple	Engineering
436612-3	Miscellaneous	Road safety audits			\$70873	\$70873	HSIP (23 U.S.C. 148)			0		State Highway Agency	Benefit-cost ratio, net present value, or similar	Multiple	Engineering
436612-4	Roadway	Roadway - other			\$67954	\$67954	HSIP (23 U.S.C. 148)			0		State Highway Agency	Benefit-cost ratio, net present value, or similar	Multiple	Engineering
436612-5	Roadway	Roadway - other			\$156268	\$156268	HSIP (23 U.S.C. 148)			0		State Highway Agency	Benefit-cost ratio, net present value, or similar	Multiple	Engineering
436615-1	Pedestrians and bicyclists	Pedestrians and bicyclists – other			\$4053	\$4053	HSIP (23 U.S.C. 148)			0		Other Local Agency	Benefit-cost ratio, net present value, or similar	Pedestrians and bicyclists	Engineering
436615-1	Pedestrians and bicyclists	Pedestrians and bicyclists – other			\$31567	\$31567	HSIP (23 U.S.C. 148)			0		Other Local Agency	Benefit-cost ratio, net present value, or similar	Pedestrians and bicyclists	Engineering
436615-1	Pedestrians and bicyclists	Pedestrians and bicyclists – other			\$5579	\$5579	HSIP (23 U.S.C. 148)			0		Other Local Agency	Benefit-cost ratio, net present value, or similar	Pedestrians and bicyclists	Engineering
436709-1	Pedestrians and bicyclists	Install sidewalk			\$88	\$88	HSIP (23 U.S.C. 148)			0		Other Local Agency	Benefit-cost ratio, net present value, or similar	Pedestrians and bicyclists	Engineering

2022 Florida Highway Safety Improvement Program

PROJECT NAME	IMPROVEMENT CATEGORY	SUBCATEGORY	OUTPUTS	OUTPUT TYPE	HSIP PROJECT COST(\$)	TOTAL PROJECT COST(\$)	FUNDING CATEGORY	LAND USE/AREA TYPE	FUNCTIONAL CLASSIFICATION	AADT	SPEED	OWNERSHIP	METHOD FOR SITE SELECTION	SHSP EMPHASIS AREA	SHSP STRATEGY
436712-1	Pedestrians and bicyclists	Install sidewalk			\$43	\$43	HSIP (23 U.S.C. 148)			0		Other Local Agency	Benefit-cost ratio, net present value, or similar	Pedestrians and bicyclists	Engineering
437354-1	Intersection geometry	Add/modify auxiliary lanes			\$150000	\$150000	HSIP (23 U.S.C. 148)			0		State Highway Agency	Benefit-cost ratio, net present value, or similar	Intersections	Engineering
437354-1	Intersection geometry	Add/modify auxiliary lanes			\$46089	\$46089	HSIP (23 U.S.C. 148)			0		State Highway Agency	Benefit-cost ratio, net present value, or similar	Intersections	Engineering
437354-1	Intersection geometry	Add/modify auxiliary lanes			\$9996	\$9996	HSIP (23 U.S.C. 148)			0		State Highway Agency	Benefit-cost ratio, net present value, or similar	Intersections	Engineering
437451-1	Intersection geometry	Add/modify auxiliary lanes			\$188180	\$188180	HSIP (23 U.S.C. 148)			0		State Highway Agency	Benefit-cost ratio, net present value, or similar	Intersections	Engineering
437605-1	Lighting	Lighting - other			\$365817	\$365817	HSIP (23 U.S.C. 148)			0		State Highway Agency	Systemic	Multiple	Engineering
437605-1	Lighting	Lighting - other			\$56096	\$56096	HSIP (23 U.S.C. 148)			0		State Highway Agency	Systemic	Multiple	Engineering
437614-1	Roadway	Roadway - other			\$188898	\$188898	HSIP (23 U.S.C. 148)			0		State Highway Agency	Benefit-cost ratio, net present value, or similar	Lane Departure	Engineering
437624-1	Roadway	Roadway widening - add lane(s) along segment			\$389108	\$389108	HSIP (23 U.S.C. 148)			0		State Highway Agency	Systemic	Lane Departure	Engineering
437625-1	Roadway	Roadway widening - add lane(s) along segment			\$712869	\$712869	HSIP (23 U.S.C. 148)			0		State Highway Agency	Systemic	Lane Departure	Engineering

2022 Florida Highway Safety Improvement Program

PROJECT NAME	IMPROVEMENT CATEGORY	SUBCATEGORY	OUTPUTS	OUTPUT TYPE	HSIP PROJECT COST(\$)	TOTAL PROJECT COST(\$)	FUNDING CATEGORY	LAND USE/AREA TYPE	FUNCTIONAL CLASSIFICATION	AADT	SPEED	OWNERSHIP	METHOD FOR SITE SELECTION	SHSP EMPHASIS AREA	SHSP STRATEGY
437628-1	Roadway delineation	Roadway delineation - other			\$11029	\$11029	HSIP (23 U.S.C. 148)			0		Other Local Agency	Systemic	Lane Departure	Engineering
437628-1	Roadway delineation	Roadway delineation - other			\$4222	\$4222	HSIP (23 U.S.C. 148)			0		Other Local Agency	Systemic	Lane Departure	Engineering
437628-1	Roadway delineation	Roadway delineation - other			\$1475	\$1475	HSIP (23 U.S.C. 148)			0		Other Local Agency	Systemic	Lane Departure	Engineering
437628-1	Roadway delineation	Roadway delineation - other			\$24655	\$24655	HSIP (23 U.S.C. 148)			0		Other Local Agency	Systemic	Lane Departure	Engineering
437629-1	Intersection traffic control	Intersection traffic control - other			\$436	\$436	HSIP (23 U.S.C. 148)			0		State Highway Agency	Systemic	Intersections	Engineering
437629-1	Intersection traffic control	Intersection traffic control - other			\$70	\$70	HSIP (23 U.S.C. 148)			0		State Highway Agency	Systemic	Intersections	Engineering
437629-1	Intersection traffic control	Intersection traffic control - other			\$3187	\$3187	HSIP (23 U.S.C. 148)			0		State Highway Agency	Systemic	Intersections	Engineering
437629-1	Intersection traffic control	Intersection traffic control - other			\$342102	\$342102	HSIP (23 U.S.C. 148)			0		State Highway Agency	Systemic	Intersections	Engineering
437629-1	Intersection traffic control	Intersection traffic control - other			\$5000	\$5000	HSIP (23 U.S.C. 148)			0		State Highway Agency	Systemic	Intersections	Engineering
437629-1	Intersection traffic control	Intersection traffic control - other			\$45947	\$45947	HSIP (23 U.S.C. 148)			0		State Highway Agency	Systemic	Intersections	Engineering
437634-1	Intersection geometry	Intersection geometry - other			\$469	\$469	HSIP (23 U.S.C. 148)			0		State Highway Agency	Benefit-cost ratio, net present value, or similar	Intersections	Engineering
437634-1	Intersection geometry	Intersection geometry - other			\$12107	\$12107	HSIP (23 U.S.C. 148)			0		State Highway Agency	Benefit-cost ratio, net present value, or similar	Intersections	Engineering
437634-1	Intersection geometry	Intersection geometry - other			\$27169	\$27169	HSIP (23 U.S.C. 148)			0		State Highway Agency	Benefit-cost ratio, net present	Intersections	Engineering

2022 Florida Highway Safety Improvement Program

PROJECT NAME	IMPROVEMENT CATEGORY	SUBCATEGORY	OUTPUTS	OUTPUT TYPE	HSIP PROJECT COST(\$)	TOTAL PROJECT COST(\$)	FUNDING CATEGORY	LAND USE/AREA TYPE	FUNCTIONAL CLASSIFICATION	AADT	SPEED	OWNERSHIP	METHOD FOR SITE SELECTION	SHSP EMPHASIS AREA	SHSP STRATEGY
													value, or similar		
437634-1	Intersection geometry	Intersection geometry - other			\$491415	\$491415	HSIP (23 U.S.C. 148)			0		State Highway Agency	Benefit-cost ratio, net present value, or similar	Intersections	Engineering
437634-1	Intersection geometry	Intersection geometry - other			\$71241	\$71241	HSIP (23 U.S.C. 148)			0		State Highway Agency	Benefit-cost ratio, net present value, or similar	Intersections	Engineering
437639-1	Roadway	Roadway widening - add lane(s) along segment			\$132527	\$132527	HSIP (23 U.S.C. 148)			0		State Highway Agency	Systemic	Lane Departure	Engineering
437639-1	Roadway	Roadway widening - add lane(s) along segment			\$633	\$633	HSIP (23 U.S.C. 148)			0		State Highway Agency	Systemic	Lane Departure	Engineering
437639-1	Roadway	Roadway widening - add lane(s) along segment			\$88803	\$88803	HSIP (23 U.S.C. 148)			0		State Highway Agency	Systemic	Lane Departure	Engineering
437640-1	Access management	Access management - other			\$8297	\$8297	HSIP (23 U.S.C. 148)			0		State Highway Agency	Benefit-cost ratio, net present value, or similar	Multiple	Engineering
437644-1	Intersection geometry	Intersection geometry - other			\$9466	\$9466	HSIP (23 U.S.C. 148)			0		State Highway Agency	Benefit-cost ratio, net present value, or similar	Intersections	Engineering
437644-1	Intersection geometry	Intersection geometry - other			\$21735	\$21735	HSIP (23 U.S.C. 148)			0		State Highway Agency	Benefit-cost ratio, net present value, or similar	Intersections	Engineering
437644-1	Intersection geometry	Intersection geometry - other			\$467404	\$467404	HSIP (23 U.S.C. 148)			0		State Highway Agency	Benefit-cost ratio, net present value, or similar	Intersections	Engineering

2022 Florida Highway Safety Improvement Program

PROJECT NAME	IMPROVEMENT CATEGORY	SUBCATEGORY	OUTPUTS	OUTPUT TYPE	HSIP PROJECT COST(\$)	TOTAL PROJECT COST(\$)	FUNDING CATEGORY	LAND USE/AREA TYPE	FUNCTIONAL CLASSIFICATION	AADT	SPEED	OWNERSHIP	METHOD FOR SITE SELECTION	SHSP EMPHASIS AREA	SHSP STRATEGY
437702-1	Intersection traffic control	Intersection traffic control - other			\$5573	\$5573	HSIP (23 U.S.C. 148)			0		State Highway Agency	Systemic	Intersections	Engineering
437707-1	Intersection traffic control	Intersection traffic control - other			\$10882	\$10882	HSIP (23 U.S.C. 148)			0		State Highway Agency	Systemic	Intersections	Engineering
437731-1	Lighting	Lighting - other			\$16507	\$16507	HSIP (23 U.S.C. 148)			0		State Highway Agency	Systemic	Multiple	Engineering
437923-1	Intersection geometry	Intersection geometry - other			\$2331	\$2331	HSIP (23 U.S.C. 148)			0		State Highway Agency	Benefit-cost ratio, net present value, or similar	Intersections	Engineering
438060-1	Roadway	Roadway - other			\$0	\$0	HSIP (23 U.S.C. 148)			0		State Highway Agency	Benefit-cost ratio, net present value, or similar	Lane Departure	Engineering
438127-2	Pedestrians and bicyclists	Install sidewalk			\$111	\$111	HSIP (23 U.S.C. 148)			0		Other Local Agency	Benefit-cost ratio, net present value, or similar	Pedestrians and bicyclists	Engineering
438135-4	Pedestrians and bicyclists	Install sidewalk			\$505804	\$505804	HSIP (23 U.S.C. 148)			0		Other Local Agency	Benefit-cost ratio, net present value, or similar	Pedestrians and bicyclists	Engineering
438135-4	Pedestrians and bicyclists	Install sidewalk			\$274	\$274	HSIP (23 U.S.C. 148)			0		Other Local Agency	Benefit-cost ratio, net present value, or similar	Pedestrians and bicyclists	Engineering
438135-4	Pedestrians and bicyclists	Install sidewalk			\$44550	\$44550	HSIP (23 U.S.C. 148)			0		Other Local Agency	Benefit-cost ratio, net present value, or similar	Pedestrians and bicyclists	Engineering
438135-4	Pedestrians and bicyclists	Install sidewalk			\$11184	\$11184	HSIP (23 U.S.C. 148)			0		Other Local Agency	Benefit-cost ratio, net present value, or similar	Pedestrians and bicyclists	Engineering

2022 Florida Highway Safety Improvement Program

PROJECT NAME	IMPROVEMENT CATEGORY	SUBCATEGORY	OUTPUTS	OUTPUT TYPE	HSIP PROJECT COST(\$)	TOTAL PROJECT COST(\$)	FUNDING CATEGORY	LAND USE/AREA TYPE	FUNCTIONAL CLASSIFICATION	AADT	SPEED	OWNERSHIP	METHOD FOR SITE SELECTION	SHSP EMPHASIS AREA	SHSP STRATEGY
438377-1	Roadside	Barrier- metal			\$465096	\$465096	HSIP (23 U.S.C. 148)			0		Other Local Agency	Benefit-cost ratio, net present value, or similar	Lane Departure	Engineering
439115-1	Roadway	Roadway - other			\$123749	\$123749	HSIP (23 U.S.C. 148)			0		State Highway Agency	Benefit-cost ratio, net present value, or similar	Lane Departure	Engineering
439157-1	Pedestrians and bicyclists	Pedestrians and bicyclists – other			\$2113	\$2113	HSIP (23 U.S.C. 148)			0		State Highway Agency	Benefit-cost ratio, net present value, or similar	Pedestrians and bicyclists	Engineering
439159-1	Intersection traffic control	Intersection traffic control - other			\$0	\$0	HSIP (23 U.S.C. 148)			0		State Highway Agency	Systemic	Intersections	Engineering
439159-1	Intersection traffic control	Intersection traffic control - other			\$0	\$0	HSIP (23 U.S.C. 148)			0		State Highway Agency	Systemic	Intersections	Engineering
439307-1	Intersection geometry	Intersection geometry - other			\$0	\$0	HSIP (23 U.S.C. 148)			0		State Highway Agency	Benefit-cost ratio, net present value, or similar	Intersections	Engineering
439307-1	Intersection geometry	Intersection geometry - other			\$52114	\$52114	HSIP (23 U.S.C. 148)			0		State Highway Agency	Benefit-cost ratio, net present value, or similar	Intersections	Engineering
439368-1	Intersection traffic control	Intersection traffic control - other			\$4533	\$4533	HSIP (23 U.S.C. 148)			0		State Highway Agency	Systemic	Intersections	Engineering
439368-1	Intersection traffic control	Intersection traffic control - other			\$1045	\$1045	HSIP (23 U.S.C. 148)			0		State Highway Agency	Systemic	Intersections	Engineering
439368-1	Intersection traffic control	Intersection traffic control - other			\$503208	\$503208	HSIP (23 U.S.C. 148)			0		State Highway Agency	Systemic	Intersections	Engineering
439368-1	Intersection traffic control	Intersection traffic control - other			\$40000	\$40000	HSIP (23 U.S.C. 148)			0		State Highway Agency	Systemic	Intersections	Engineering

2022 Florida Highway Safety Improvement Program

PROJECT NAME	IMPROVEMENT CATEGORY	SUBCATEGORY	OUTPUTS	OUTPUT TYPE	HSIP PROJECT COST(\$)	TOTAL PROJECT COST(\$)	FUNDING CATEGORY	LAND USE/AREA TYPE	FUNCTIONAL CLASSIFICATION	AADT	SPEED	OWNERSHIP	METHOD FOR SITE SELECTION	SHSP EMPHASIS AREA	SHSP STRATEGY
439368-1	Intersection traffic control	Intersection traffic control - other			\$124267	\$124267	HSIP (23 U.S.C. 148)			0		State Highway Agency	Systemic	Intersections	Engineering
439368-1	Intersection traffic control	Intersection traffic control - other			\$20134	\$20134	HSIP (23 U.S.C. 148)			0		State Highway Agency	Systemic	Intersections	Engineering
439436-1	Roadway	Roadway - other			\$191728	\$191728	HSIP (23 U.S.C. 148)			0		State Highway Agency	Benefit-cost ratio, net present value, or similar	Lane Departure	Engineering
439448-1	Intersection traffic control	Intersection traffic control - other			\$4470	\$4470	HSIP (23 U.S.C. 148)			0		State Highway Agency	Systemic	Intersections	Engineering
439448-1	Intersection traffic control	Intersection traffic control - other			\$406847	\$406847	HSIP (23 U.S.C. 148)			0		State Highway Agency	Systemic	Intersections	Engineering
439469-1	Roadway delineation	Roadway delineation - other			\$10181	\$10181	HSIP (23 U.S.C. 148)			0		Other Local Agency	Systemic	Multiple	Engineering
439469-1	Roadway delineation	Roadway delineation - other			\$801	\$801	HSIP (23 U.S.C. 148)			0		Other Local Agency	Systemic	Multiple	Engineering
439469-1	Roadway delineation	Roadway delineation - other			\$1542	\$1542	HSIP (23 U.S.C. 148)			0		Other Local Agency	Systemic	Multiple	Engineering
439469-1	Roadway delineation	Roadway delineation - other			\$1000	\$1000	HSIP (23 U.S.C. 148)			0		Other Local Agency	Systemic	Multiple	Engineering
439470-1	Intersection traffic control	Intersection traffic control - other			\$3163	\$3163	HSIP (23 U.S.C. 148)			0		Other Local Agency	Systemic	Intersections	Engineering
439485-1	Pedestrians and bicyclists	Install sidewalk			\$3648	\$3648	HSIP (23 U.S.C. 148)			0		State Highway Agency	Benefit-cost ratio, net present value, or similar	Pedestrians and bicyclists	Engineering
439486-1	Pedestrians and bicyclists	Install sidewalk			\$2666	\$2666	HSIP (23 U.S.C. 148)			0		Other Local Agency	Benefit-cost ratio, net present value, or similar	Pedestrians and bicyclists	Engineering

2022 Florida Highway Safety Improvement Program

PROJECT NAME	IMPROVEMENT CATEGORY	SUBCATEGORY	OUTPUTS	OUTPUT TYPE	HSIP PROJECT COST(\$)	TOTAL PROJECT COST(\$)	FUNDING CATEGORY	LAND USE/AREA TYPE	FUNCTIONAL CLASSIFICATION	AADT	SPEED	OWNERSHIP	METHOD FOR SITE SELECTION	SHSP EMPHASIS AREA	SHSP STRATEGY
439488-1	Intersection traffic control	Intersection traffic control - other			\$772	\$772	HSIP (23 U.S.C. 148)			0		State Highway Agency	Systemic	Intersections	Engineering
439489-1	Lighting	Intersection lighting			\$5837	\$5837	HSIP (23 U.S.C. 148)			0		State Highway Agency	Systemic	Intersections	Engineering
439490-1	Intersection geometry	Add/modify auxiliary lanes			\$349	\$349	HSIP (23 U.S.C. 148)			0		State Highway Agency	Benefit-cost ratio, net present value, or similar	Intersections	Engineering
439490-1	Intersection geometry	Add/modify auxiliary lanes			\$22442	\$22442	HSIP (23 U.S.C. 148)			0		State Highway Agency	Benefit-cost ratio, net present value, or similar	Intersections	Engineering
439490-1	Intersection geometry	Add/modify auxiliary lanes			\$117722	\$117722	HSIP (23 U.S.C. 148)			0		State Highway Agency	Benefit-cost ratio, net present value, or similar	Intersections	Engineering
439490-1	Intersection geometry	Add/modify auxiliary lanes			\$108000	\$108000	HSIP (23 U.S.C. 148)			0		State Highway Agency	Benefit-cost ratio, net present value, or similar	Intersections	Engineering
439493-1	Pedestrians and bicyclists	Pedestrians and bicyclists – other			\$284	\$284	HSIP (23 U.S.C. 148)			0		Other Local Agency	Benefit-cost ratio, net present value, or similar	Pedestrians and bicyclists	Engineering
439493-1	Pedestrians and bicyclists	Pedestrians and bicyclists – other			\$3953	\$3953	HSIP (23 U.S.C. 148)			0		Other Local Agency	Benefit-cost ratio, net present value, or similar	Pedestrians and bicyclists	Engineering
439494-1	Pedestrians and bicyclists	Pedestrians and bicyclists – other			\$1514	\$1514	HSIP (23 U.S.C. 148)			0		Other Local Agency	Benefit-cost ratio, net present value, or similar	Pedestrians and bicyclists	Engineering
439495-1	Pedestrians and bicyclists	Install sidewalk			\$23369	\$23369	HSIP (23 U.S.C. 148)			0		Other Local Agency	Benefit-cost ratio, net present value, or similar	Pedestrians and bicyclists	Engineering

2022 Florida Highway Safety Improvement Program

PROJECT NAME	IMPROVEMENT CATEGORY	SUBCATEGORY	OUTPUTS	OUTPUT TYPE	HSIP PROJECT COST(\$)	TOTAL PROJECT COST(\$)	FUNDING CATEGORY	LAND USE/AREA TYPE	FUNCTIONAL CLASSIFICATION	AADT	SPEED	OWNERSHIP	METHOD FOR SITE SELECTION	SHSP EMPHASIS AREA	SHSP STRATEGY
439495-1	Pedestrians and bicyclists	Install sidewalk			\$7155	\$7155	HSIP (23 U.S.C. 148)			0		Other Local Agency	Benefit-cost ratio, net present value, or similar	Pedestrians and bicyclists	Engineering
439496-1	Roadway	Roadway - other			\$128	\$128	HSIP (23 U.S.C. 148)			0		Other Local Agency	Benefit-cost ratio, net present value, or similar	Lane Departure	Engineering
439496-1	Roadway	Roadway - other			\$15739	\$15739	HSIP (23 U.S.C. 148)			0		Other Local Agency	Benefit-cost ratio, net present value, or similar	Lane Departure	Engineering
439497-1	Shoulder treatments	Shoulder treatments - other			\$95998	\$95998	HSIP (23 U.S.C. 148)			0		Other Local Agency	Benefit-cost ratio, net present value, or similar	Lane Departure	Engineering
439497-1	Shoulder treatments	Shoulder treatments - other			\$19646	\$19646	HSIP (23 U.S.C. 148)			0		Other Local Agency	Benefit-cost ratio, net present value, or similar	Lane Departure	Engineering
439497-1	Shoulder treatments	Shoulder treatments - other			\$8200	\$8200	HSIP (23 U.S.C. 148)			0		Other Local Agency	Benefit-cost ratio, net present value, or similar	Lane Departure	Engineering
439497-1	Shoulder treatments	Shoulder treatments - other			\$15998	\$15998	HSIP (23 U.S.C. 148)			0		Other Local Agency	Benefit-cost ratio, net present value, or similar	Lane Departure	Engineering
439497-1	Shoulder treatments	Shoulder treatments - other			\$7704	\$7704	HSIP (23 U.S.C. 148)			0		Other Local Agency	Benefit-cost ratio, net present value, or similar	Lane Departure	Engineering
439498-1	Speed management	Speed management - other			\$1950	\$1950	HSIP (23 U.S.C. 148)			0		Other Local Agency	Benefit-cost ratio, net present value, or similar	Intersections	Engineering

2022 Florida Highway Safety Improvement Program

PROJECT NAME	IMPROVEMENT CATEGORY	SUBCATEGORY	OUTPUTS	OUTPUT TYPE	HSIP PROJECT COST(\$)	TOTAL PROJECT COST(\$)	FUNDING CATEGORY	LAND USE/AREA TYPE	FUNCTIONAL CLASSIFICATION	AADT	SPEED	OWNERSHIP	METHOD FOR SITE SELECTION	SHSP EMPHASIS AREA	SHSP STRATEGY
439499-1	Roadway	Roadway - other			\$16320	\$16320	HSIP (23 U.S.C. 148)			0		Other Local Agency	Benefit-cost ratio, net present value, or similar	Lane Departure	Engineering
439500-1	Railroad grade crossings	Railroad grade crossings - other			\$167	\$167	HSIP (23 U.S.C. 148)			0		Other Local Agency	Benefit-cost ratio, net present value, or similar	Rail Crossings	Engineering
439500-1	Railroad grade crossings	Railroad grade crossings - other			\$3030	\$3030	HSIP (23 U.S.C. 148)			0		Other Local Agency	Benefit-cost ratio, net present value, or similar	Rail Crossings	Engineering
439511-1	Shoulder treatments	Shoulder treatments - other			\$661	\$661	HSIP (23 U.S.C. 148)			0		Other Local Agency	Benefit-cost ratio, net present value, or similar	Multiple	Engineering
439511-1	Shoulder treatments	Shoulder treatments - other			\$3690	\$3690	HSIP (23 U.S.C. 148)			0		Other Local Agency	Benefit-cost ratio, net present value, or similar	Multiple	Engineering
439524-1	Advanced technology and ITS	Advanced technology and ITS - other			\$681	\$681	HSIP (23 U.S.C. 148)			0		State Highway Agency	Benefit-cost ratio, net present value, or similar	Lane Departure	Engineering
439524-1	Advanced technology and ITS	Advanced technology and ITS - other			\$320000	\$320000	HSIP (23 U.S.C. 148)			0		State Highway Agency	Benefit-cost ratio, net present value, or similar	Lane Departure	Engineering
439532-1	Pedestrians and bicyclists	Pedestrians and bicyclists – other			\$791098	\$791098	HSIP (23 U.S.C. 148)			0		State Highway Agency	Benefit-cost ratio, net present value, or similar	Pedestrians and bicyclists	Engineering
439532-1	Pedestrians and bicyclists	Pedestrians and bicyclists – other			\$319890	\$319890	HSIP (23 U.S.C. 148)			0		State Highway Agency	Benefit-cost ratio, net present value, or similar	Pedestrians and bicyclists	Engineering

2022 Florida Highway Safety Improvement Program

PROJECT NAME	IMPROVEMENT CATEGORY	SUBCATEGORY	OUTPUTS	OUTPUT TYPE	HSIP PROJECT COST(\$)	TOTAL PROJECT COST(\$)	FUNDING CATEGORY	LAND USE/AREA TYPE	FUNCTIONAL CLASSIFICATION	AADT	SPEED	OWNERSHIP	METHOD FOR SITE SELECTION	SHSP EMPHASIS AREA	SHSP STRATEGY
439532-1	Pedestrians and bicyclists	Pedestrians and bicyclists – other			\$99966	\$99966	HSIP (23 U.S.C. 148)			0		State Highway Agency	Benefit-cost ratio, net present value, or similar	Pedestrians and bicyclists	Engineering
439532-2	Pedestrians and bicyclists	Install sidewalk			\$410671	\$410671	HSIP (23 U.S.C. 148)			0		State Highway Agency	Benefit-cost ratio, net present value, or similar	Pedestrians and bicyclists	Engineering
439532-2	Pedestrians and bicyclists	Install sidewalk			\$28	\$28	HSIP (23 U.S.C. 148)			0		State Highway Agency	Benefit-cost ratio, net present value, or similar	Pedestrians and bicyclists	Engineering
439532-2	Pedestrians and bicyclists	Install sidewalk			\$89754	\$89754	HSIP (23 U.S.C. 148)			0		State Highway Agency	Benefit-cost ratio, net present value, or similar	Pedestrians and bicyclists	Engineering
439532-2	Pedestrians and bicyclists	Install sidewalk			\$49923	\$49923	HSIP (23 U.S.C. 148)			0		State Highway Agency	Benefit-cost ratio, net present value, or similar	Pedestrians and bicyclists	Engineering
439667-1	Pedestrians and bicyclists	Install sidewalk			\$629	\$629	HSIP (23 U.S.C. 148)			0		State Highway Agency	Benefit-cost ratio, net present value, or similar	Pedestrians and bicyclists	Engineering
439677-1	Pedestrians and bicyclists	Install sidewalk			\$1207	\$1207	HSIP (23 U.S.C. 148)			0		Other Local Agency	Benefit-cost ratio, net present value, or similar	Pedestrians and bicyclists	Engineering
439691-1	Pedestrians and bicyclists	Install sidewalk			\$16	\$16	HSIP (23 U.S.C. 148)			0		Other Local Agency	Benefit-cost ratio, net present value, or similar	Pedestrians and bicyclists	Engineering
439691-1	Pedestrians and bicyclists	Install sidewalk			\$705	\$705	HSIP (23 U.S.C. 148)			0		Other Local Agency	Benefit-cost ratio, net present value, or similar	Pedestrians and bicyclists	Engineering

2022 Florida Highway Safety Improvement Program

PROJECT NAME	IMPROVEMENT CATEGORY	SUBCATEGORY	OUTPUTS	OUTPUT TYPE	HSIP PROJECT COST(\$)	TOTAL PROJECT COST(\$)	FUNDING CATEGORY	LAND USE/AREA TYPE	FUNCTIONAL CLASSIFICATION	AADT	SPEED	OWNERSHIP	METHOD FOR SITE SELECTION	SHSP EMPHASIS AREA	SHSP STRATEGY
439692-1	Pedestrians and bicyclists	Install sidewalk			\$423	\$423	HSIP (23 U.S.C. 148)			0		Other Local Agency	Benefit-cost ratio, net present value, or similar	Pedestrians and bicyclists	Engineering
439692-1	Pedestrians and bicyclists	Install sidewalk			\$2190	\$2190	HSIP (23 U.S.C. 148)			0		Other Local Agency	Benefit-cost ratio, net present value, or similar	Pedestrians and bicyclists	Engineering
439696-1	Pedestrians and bicyclists	Install sidewalk			\$523	\$523	HSIP (23 U.S.C. 148)			0		Other Local Agency	Benefit-cost ratio, net present value, or similar	Pedestrians and bicyclists	Engineering
439696-1	Pedestrians and bicyclists	Install sidewalk			\$4066	\$4066	HSIP (23 U.S.C. 148)			0		Other Local Agency	Benefit-cost ratio, net present value, or similar	Pedestrians and bicyclists	Engineering
439697-1	Pedestrians and bicyclists	Install sidewalk			\$314	\$314	HSIP (23 U.S.C. 148)			0		Other Local Agency	Benefit-cost ratio, net present value, or similar	Pedestrians and bicyclists	Engineering
439698-1	Pedestrians and bicyclists	Install sidewalk			\$20829	\$20829	HSIP (23 U.S.C. 148)			0		Other Local Agency	Benefit-cost ratio, net present value, or similar	Pedestrians and bicyclists	Engineering
439698-1	Pedestrians and bicyclists	Install sidewalk			\$1782452	\$1782452	HSIP (23 U.S.C. 148)			0		Other Local Agency	Benefit-cost ratio, net present value, or similar	Pedestrians and bicyclists	Engineering
439698-1	Pedestrians and bicyclists	Install sidewalk			\$2188	\$2188	HSIP (23 U.S.C. 148)			0		Other Local Agency	Benefit-cost ratio, net present value, or similar	Pedestrians and bicyclists	Engineering
439698-1	Pedestrians and bicyclists	Install sidewalk			\$184921	\$184921	HSIP (23 U.S.C. 148)			0		Other Local Agency	Benefit-cost ratio, net present value, or similar	Pedestrians and bicyclists	Engineering

2022 Florida Highway Safety Improvement Program

PROJECT NAME	IMPROVEMENT CATEGORY	SUBCATEGORY	OUTPUTS	OUTPUT TYPE	HSIP PROJECT COST(\$)	TOTAL PROJECT COST(\$)	FUNDING CATEGORY	LAND USE/AREA TYPE	FUNCTIONAL CLASSIFICATION	AADT	SPEED	OWNERSHIP	METHOD FOR SITE SELECTION	SHSP EMPHASIS AREA	SHSP STRATEGY
439699-1	Pedestrians and bicyclists	Install sidewalk			\$120	\$120	HSIP (23 U.S.C. 148)			0		Other Local Agency	Benefit-cost ratio, net present value, or similar	Pedestrians and bicyclists	Engineering
439699-1	Pedestrians and bicyclists	Install sidewalk			\$7681	\$7681	HSIP (23 U.S.C. 148)			0		Other Local Agency	Benefit-cost ratio, net present value, or similar	Pedestrians and bicyclists	Engineering
439699-1	Pedestrians and bicyclists	Install sidewalk			\$2315	\$2315	HSIP (23 U.S.C. 148)			0		Other Local Agency	Benefit-cost ratio, net present value, or similar	Pedestrians and bicyclists	Engineering
439699-1	Pedestrians and bicyclists	Install sidewalk			\$12403	\$12403	HSIP (23 U.S.C. 148)			0		Other Local Agency	Benefit-cost ratio, net present value, or similar	Pedestrians and bicyclists	Engineering
439701-1	Roadway	Pavement surface - other			\$86235	\$86235	HSIP (23 U.S.C. 148)			0		Other Local Agency	Benefit-cost ratio, net present value, or similar	Lane Departure	Engineering
439701-1	Roadway	Pavement surface - other			\$2059	\$2059	HSIP (23 U.S.C. 148)			0		Other Local Agency	Benefit-cost ratio, net present value, or similar	Lane Departure	Engineering
439702-1	Shoulder treatments	Shoulder treatments - other			\$116907	\$116907	HSIP (23 U.S.C. 148)			0		Other Local Agency	Benefit-cost ratio, net present value, or similar	Lane Departure	Engineering
439702-1	Shoulder treatments	Shoulder treatments - other			\$1531	\$1531	HSIP (23 U.S.C. 148)			0		Other Local Agency	Benefit-cost ratio, net present value, or similar	Lane Departure	Engineering
439804-1	Lighting	Intersection lighting			\$310	\$310	HSIP (23 U.S.C. 148)			0		State Highway Agency	Systemic	Intersections	Engineering
439829-8	Lighting	Lighting - other			\$11289	\$11289	HSIP (23 U.S.C. 148)			0		State Highway Agency	Systemic	Multiple	Engineering

2022 Florida Highway Safety Improvement Program

PROJECT NAME	IMPROVEMENT CATEGORY	SUBCATEGORY	OUTPUTS	OUTPUT TYPE	HSIP PROJECT COST(\$)	TOTAL PROJECT COST(\$)	FUNDING CATEGORY	LAND USE/AREA TYPE	FUNCTIONAL CLASSIFICATION	AADT	SPEED	OWNERSHIP	METHOD FOR SITE SELECTION	SHSP EMPHASIS AREA	SHSP STRATEGY
439829-9	Lighting	Lighting - other			\$948647	\$948647	HSIP (23 U.S.C. 148)			0		State Highway Agency	Systemic	Pedestrians and bicyclists	Engineering
439829-9	Lighting	Lighting - other			\$130358	\$130358	HSIP (23 U.S.C. 148)			0		State Highway Agency	Systemic	Pedestrians and bicyclists	Engineering
439880-5	Lighting	Intersection lighting			\$559503	\$559503	HSIP (23 U.S.C. 148)			0		State Highway Agency	Systemic	Intersections	Engineering
439880-7	Lighting	Intersection lighting			\$25005	\$25005	HSIP (23 U.S.C. 148)			0		State Highway Agency	Systemic	Intersections	Engineering
439880-7	Lighting	Intersection lighting			\$11512	\$11512	HSIP (23 U.S.C. 148)			0		State Highway Agency	Systemic	Intersections	Engineering
439883-2	Lighting	Intersection lighting			\$396	\$396	HSIP (23 U.S.C. 148)			0		State Highway Agency	Systemic	Intersections	Engineering
439883-5	Lighting	Lighting - other			\$222500	\$222500	HSIP (23 U.S.C. 148)			0		State Highway Agency	Systemic	Multiple	Engineering
439885-1	Lighting	Intersection lighting			\$20965	\$20965	HSIP (23 U.S.C. 148)			0		State Highway Agency	Systemic	Intersections	Engineering
439886-2	Lighting	Lighting - other			\$39005	\$39005	HSIP (23 U.S.C. 148)			0		State Highway Agency	Systemic	Multiple	Engineering
439894-1	Pedestrians and bicyclists	Install sidewalk			\$384	\$384	HSIP (23 U.S.C. 148)			0		Other Local Agency	Benefit-cost ratio, net present value, or similar	Pedestrians and bicyclists	Engineering
439894-1	Pedestrians and bicyclists	Install sidewalk			\$345801	\$345801	HSIP (23 U.S.C. 148)			0		Other Local Agency	Benefit-cost ratio, net present value, or similar	Pedestrians and bicyclists	Engineering
439894-1	Pedestrians and bicyclists	Install sidewalk			\$14	\$14	HSIP (23 U.S.C. 148)			0		Other Local Agency	Benefit-cost ratio, net present value, or similar	Pedestrians and bicyclists	Engineering

2022 Florida Highway Safety Improvement Program

PROJECT NAME	IMPROVEMENT CATEGORY	SUBCATEGORY	OUTPUTS	OUTPUT TYPE	HSIP PROJECT COST(\$)	TOTAL PROJECT COST(\$)	FUNDING CATEGORY	LAND USE/AREA TYPE	FUNCTIONAL CLASSIFICATION	AADT	SPEED	OWNERSHIP	METHOD FOR SITE SELECTION	SHSP EMPHASIS AREA	SHSP STRATEGY
439894-1	Pedestrians and bicyclists	Install sidewalk			\$96845	\$96845	HSIP (23 U.S.C. 148)			0		Other Local Agency	Benefit-cost ratio, net present value, or similar	Pedestrians and bicyclists	Engineering
439895-1	Pedestrians and bicyclists	Install sidewalk			\$161887	\$161887	HSIP (23 U.S.C. 148)			0		Other Local Agency	Benefit-cost ratio, net present value, or similar	Pedestrians and bicyclists	Engineering
439895-1	Pedestrians and bicyclists	Install sidewalk			\$112	\$112	HSIP (23 U.S.C. 148)			0		Other Local Agency	Benefit-cost ratio, net present value, or similar	Pedestrians and bicyclists	Engineering
439895-1	Pedestrians and bicyclists	Install sidewalk			\$43092	\$43092	HSIP (23 U.S.C. 148)			0		Other Local Agency	Benefit-cost ratio, net present value, or similar	Pedestrians and bicyclists	Engineering
439896-1	Pedestrians and bicyclists	Install sidewalk			\$2785	\$2785	HSIP (23 U.S.C. 148)			0		Other Local Agency	Benefit-cost ratio, net present value, or similar	Pedestrians and bicyclists	Engineering
439896-1	Pedestrians and bicyclists	Install sidewalk			\$289532	\$289532	HSIP (23 U.S.C. 148)			0		Other Local Agency	Benefit-cost ratio, net present value, or similar	Pedestrians and bicyclists	Engineering
439896-1	Pedestrians and bicyclists	Install sidewalk			\$78	\$78	HSIP (23 U.S.C. 148)			0		Other Local Agency	Benefit-cost ratio, net present value, or similar	Pedestrians and bicyclists	Engineering
439896-1	Pedestrians and bicyclists	Install sidewalk			\$50669	\$50669	HSIP (23 U.S.C. 148)			0		Other Local Agency	Benefit-cost ratio, net present value, or similar	Pedestrians and bicyclists	Engineering
439909-1	Lighting	Lighting - other			\$113549	\$113549	HSIP (23 U.S.C. 148)			0		State Highway Agency	Systemic	Multiple	Engineering
439909-1	Lighting	Lighting - other			\$36886	\$36886	HSIP (23 U.S.C. 148)			0		State Highway Agency	Systemic	Multiple	Engineering

2022 Florida Highway Safety Improvement Program

PROJECT NAME	IMPROVEMENT CATEGORY	SUBCATEGORY	OUTPUTS	OUTPUT TYPE	HSIP PROJECT COST(\$)	TOTAL PROJECT COST(\$)	FUNDING CATEGORY	LAND USE/AREA TYPE	FUNCTIONAL CLASSIFICATION	AADT	SPEED	OWNERSHIP	METHOD FOR SITE SELECTION	SHSP EMPHASIS AREA	SHSP STRATEGY
439909-1	Lighting	Lighting - other			\$3651	\$3651	HSIP (23 U.S.C. 148)			0		State Highway Agency	Systemic	Multiple	Engineering
439910-1	Intersection traffic control	Intersection traffic control - other			\$2557	\$2557	HSIP (23 U.S.C. 148)			0		State Highway Agency	Systemic	Intersections	Engineering
439910-1	Intersection traffic control	Intersection traffic control - other			\$130750	\$130750	HSIP (23 U.S.C. 148)			0		State Highway Agency	Systemic	Intersections	Engineering
439910-1	Intersection traffic control	Intersection traffic control - other			\$15691	\$15691	HSIP (23 U.S.C. 148)			0		State Highway Agency	Systemic	Intersections	Engineering
439911-1	Interchange design	Interchange design - other			\$7934	\$7934	HSIP (23 U.S.C. 148)			0		State Highway Agency	Benefit-cost ratio, net present value, or similar	Intersections	Engineering
439911-1	Interchange design	Interchange design - other			\$567	\$567	HSIP (23 U.S.C. 148)			0		State Highway Agency	Benefit-cost ratio, net present value, or similar	Intersections	Engineering
439911-1	Interchange design	Interchange design - other			\$119013	\$119013	HSIP (23 U.S.C. 148)			0		State Highway Agency	Benefit-cost ratio, net present value, or similar	Intersections	Engineering
439911-1	Interchange design	Interchange design - other			\$45038	\$45038	HSIP (23 U.S.C. 148)			0		State Highway Agency	Benefit-cost ratio, net present value, or similar	Intersections	Engineering
439913-1	Intersection geometry	Intersection geometry - other			\$776656	\$776656	HSIP (23 U.S.C. 148)			0		State Highway Agency	Benefit-cost ratio, net present value, or similar	Intersections	Engineering
439913-1	Intersection geometry	Intersection geometry - other			\$121859	\$121859	HSIP (23 U.S.C. 148)			0		State Highway Agency	Benefit-cost ratio, net present value, or similar	Intersections	Engineering
439916-1	Intersection geometry	Intersection geometry - other			\$914185	\$914185	HSIP (23 U.S.C. 148)			0		State Highway Agency	Benefit-cost ratio, net present	Intersections	Engineering

2022 Florida Highway Safety Improvement Program

PROJECT NAME	IMPROVEMENT CATEGORY	SUBCATEGORY	OUTPUTS	OUTPUT TYPE	HSIP PROJECT COST(\$)	TOTAL PROJECT COST(\$)	FUNDING CATEGORY	LAND USE/AREA TYPE	FUNCTIONAL CLASSIFICATION	AADT	SPEED	OWNERSHIP	METHOD FOR SITE SELECTION	SHSP EMPHASIS AREA	SHSP STRATEGY
													value, or similar		
439916-1	Intersection geometry	Intersection geometry - other			\$132902	\$132902	HSIP (23 U.S.C. 148)			0		State Highway Agency	Benefit-cost ratio, net present value, or similar	Intersections	Engineering
439916-1	Intersection geometry	Intersection geometry - other			\$31078	\$31078	HSIP (23 U.S.C. 148)			0		State Highway Agency	Benefit-cost ratio, net present value, or similar	Intersections	Engineering
439918-1	Intersection geometry	Intersection geometry - other			\$198032	\$198032	HSIP (23 U.S.C. 148)			0		State Highway Agency	Benefit-cost ratio, net present value, or similar	Intersections	Engineering
439920-1	Roadway	Roadway - other			\$735564	\$735564	HSIP (23 U.S.C. 148)			0		State Highway Agency	Benefit-cost ratio, net present value, or similar	Multiple	Engineering
439924-1	Intersection geometry	Intersection geometry - other			\$831035	\$831035	HSIP (23 U.S.C. 148)			0		State Highway Agency	Benefit-cost ratio, net present value, or similar	Intersections	Engineering
439924-1	Intersection geometry	Intersection geometry - other			\$133303	\$133303	HSIP (23 U.S.C. 148)			0		State Highway Agency	Benefit-cost ratio, net present value, or similar	Intersections	Engineering
439924-1	Intersection geometry	Intersection geometry - other			\$9627	\$9627	HSIP (23 U.S.C. 148)			0		State Highway Agency	Benefit-cost ratio, net present value, or similar	Intersections	Engineering
439929-1	Roadway	Roadway - other			\$238	\$238	HSIP (23 U.S.C. 148)			0		State Highway Agency	Benefit-cost ratio, net present value, or similar	Lane Departure	Engineering
439929-1	Roadway	Roadway - other			\$243112	\$243112	HSIP (23 U.S.C. 148)			0		State Highway Agency	Benefit-cost ratio, net present	Lane Departure	Engineering

2022 Florida Highway Safety Improvement Program

PROJECT NAME	IMPROVEMENT CATEGORY	SUBCATEGORY	OUTPUTS	OUTPUT TYPE	HSIP PROJECT COST(\$)	TOTAL PROJECT COST(\$)	FUNDING CATEGORY	LAND USE/AREA TYPE	FUNCTIONAL CLASSIFICATION	AADT	SPEED	OWNERSHIP	METHOD FOR SITE SELECTION	SHSP EMPHASIS AREA	SHSP STRATEGY
													value, or similar		
439930-1	Roadway	Roadway widening - add lane(s) along segment			\$339335	\$339335	HSIP (23 U.S.C. 148)			0		State Highway Agency	Systemic	Lane Departure	Engineering
439939-1	Roadway	Roadway widening - add lane(s) along segment			\$0	\$0	HSIP (23 U.S.C. 148)			0		State Highway Agency	Systemic	Lane Departure	Engineering
439939-1	Roadway	Roadway widening - add lane(s) along segment			\$131525	\$131525	HSIP (23 U.S.C. 148)			0		State Highway Agency	Systemic	Lane Departure	Engineering
439940-1	Roadway	Rumble strips – edge or shoulder			\$160568	\$160568	HSIP (23 U.S.C. 148)			0		State Highway Agency	Benefit-cost ratio, net present value, or similar	Lane Departure	Engineering
439979-1	Pedestrians and bicyclists	Pedestrians and bicyclists – other			\$223	\$223	HSIP (23 U.S.C. 148)			0		Other Local Agency	Benefit-cost ratio, net present value, or similar	Pedestrians and bicyclists	Engineering
439985-1	Intersection traffic control	Intersection traffic control - other			\$559723	\$559723	HSIP (23 U.S.C. 148)			0		State Highway Agency	Systemic	Intersections	Engineering
439985-1	Intersection traffic control	Intersection traffic control - other			\$32268	\$32268	HSIP (23 U.S.C. 148)			0		State Highway Agency	Systemic	Intersections	Engineering
439985-1	Intersection traffic control	Intersection traffic control - other			\$73922	\$73922	HSIP (23 U.S.C. 148)			0		State Highway Agency	Systemic	Intersections	Engineering
439985-1	Intersection traffic control	Intersection traffic control - other			\$9942	\$9942	HSIP (23 U.S.C. 148)			0		State Highway Agency	Systemic	Intersections	Engineering
440088-1	Lighting	Intersection lighting			\$12110	\$12110	HSIP (23 U.S.C. 148)			0		State Highway Agency	Systemic	Intersections	Engineering
440124-1	Lighting	Lighting - other			\$574462	\$574462	HSIP (23 U.S.C. 148)			0		State Highway Agency	Systemic	Multiple	Engineering

2022 Florida Highway Safety Improvement Program

PROJECT NAME	IMPROVEMENT CATEGORY	SUBCATEGORY	OUTPUTS	OUTPUT TYPE	HSIP PROJECT COST(\$)	TOTAL PROJECT COST(\$)	FUNDING CATEGORY	LAND USE/AREA TYPE	FUNCTIONAL CLASSIFICATION	AADT	SPEED	OWNERSHIP	METHOD FOR SITE SELECTION	SHSP EMPHASIS AREA	SHSP STRATEGY
440129-1	Lighting	Intersection lighting			\$27047	\$27047	HSIP (23 U.S.C. 148)			0		State Highway Agency	Systemic	Intersections	Engineering
440130-1	Lighting	Lighting - other			\$34168	\$34168	HSIP (23 U.S.C. 148)			0		State Highway Agency	Systemic	Multiple	Engineering
440134-1	Lighting	Lighting - other			\$6562	\$6562	HSIP (23 U.S.C. 148)			0		State Highway Agency	Systemic	Multiple	Engineering
440134-1	Lighting	Lighting - other			\$1732	\$1732	HSIP (23 U.S.C. 148)			0		State Highway Agency	Systemic	Multiple	Engineering
440136-1	Lighting	Lighting - other			\$4601	\$4601	HSIP (23 U.S.C. 148)			0		State Highway Agency	Systemic	Multiple	Engineering
440136-1	Lighting	Lighting - other			\$746809	\$746809	HSIP (23 U.S.C. 148)			0		State Highway Agency	Systemic	Multiple	Engineering
440136-1	Lighting	Lighting - other			\$3595	\$3595	HSIP (23 U.S.C. 148)			0		State Highway Agency	Systemic	Multiple	Engineering
440136-1	Lighting	Lighting - other			\$250171	\$250171	HSIP (23 U.S.C. 148)			0		State Highway Agency	Systemic	Multiple	Engineering
440169-1	Lighting	Intersection lighting			\$7501	\$7501	HSIP (23 U.S.C. 148)			0		State Highway Agency	Systemic	Intersections	Engineering
440171-1	Lighting	Intersection lighting			\$2841	\$2841	HSIP (23 U.S.C. 148)			0		State Highway Agency	Systemic	Intersections	Engineering
440174-1	Lighting	Intersection lighting			\$0	\$0	HSIP (23 U.S.C. 148)			0		State Highway Agency	Systemic	Intersections	Engineering
440175-1	Lighting	Intersection lighting			\$2010	\$2010	HSIP (23 U.S.C. 148)			0		State Highway Agency	Systemic	Intersections	Engineering
440176-1	Lighting	Intersection lighting			\$329555	\$329555	HSIP (23 U.S.C. 148)			0		State Highway Agency	Systemic	Intersections	Engineering
440176-1	Lighting	Intersection lighting			\$36741	\$36741	HSIP (23 U.S.C. 148)			0		State Highway Agency	Systemic	Intersections	Engineering

2022 Florida Highway Safety Improvement Program

PROJECT NAME	IMPROVEMENT CATEGORY	SUBCATEGORY	OUTPUTS	OUTPUT TYPE	HSIP PROJECT COST(\$)	TOTAL PROJECT COST(\$)	FUNDING CATEGORY	LAND USE/AREA TYPE	FUNCTIONAL CLASSIFICATION	AADT	SPEED	OWNERSHIP	METHOD FOR SITE SELECTION	SHSP EMPHASIS AREA	SHSP STRATEGY
440176-1	Lighting	Intersection lighting			\$15000	\$15000	HSIP (23 U.S.C. 148)			0		State Highway Agency	Systemic	Intersections	Engineering
440176-2	Lighting	Intersection lighting			\$352582	\$352582	HSIP (23 U.S.C. 148)			0		State Highway Agency	Systemic	Intersections	Engineering
440176-2	Lighting	Intersection lighting			\$38969	\$38969	HSIP (23 U.S.C. 148)			0		State Highway Agency	Systemic	Intersections	Engineering
440176-2	Lighting	Intersection lighting			\$10260	\$10260	HSIP (23 U.S.C. 148)			0		State Highway Agency	Systemic	Intersections	Engineering
440177-1	Lighting	Intersection lighting			\$3066	\$3066	HSIP (23 U.S.C. 148)			0		State Highway Agency	Systemic	Intersections	Engineering
440177-1	Lighting	Intersection lighting			\$136080	\$136080	HSIP (23 U.S.C. 148)			0		State Highway Agency	Systemic	Intersections	Engineering
440177-1	Lighting	Intersection lighting			\$23890	\$23890	HSIP (23 U.S.C. 148)			0		State Highway Agency	Systemic	Intersections	Engineering
440177-1	Lighting	Intersection lighting			\$10260	\$10260	HSIP (23 U.S.C. 148)			0		State Highway Agency	Systemic	Intersections	Engineering
440177-2	Lighting	Intersection lighting			\$45089	\$45089	HSIP (23 U.S.C. 148)			0		State Highway Agency	Systemic	Intersections	Engineering
440177-2	Lighting	Intersection lighting			\$6976	\$6976	HSIP (23 U.S.C. 148)			0		State Highway Agency	Systemic	Intersections	Engineering
440179-1	Lighting	Intersection lighting			\$3713	\$3713	HSIP (23 U.S.C. 148)			0		State Highway Agency	Systemic	Intersections	Engineering
440181-1	Lighting	Intersection lighting			\$4713	\$4713	HSIP (23 U.S.C. 148)			0		State Highway Agency	Systemic	Intersections	Engineering
440181-1	Lighting	Intersection lighting			\$241912	\$241912	HSIP (23 U.S.C. 148)			0		State Highway Agency	Systemic	Intersections	Engineering
440181-1	Lighting	Intersection lighting			\$51222	\$51222	HSIP (23 U.S.C. 148)			0		State Highway Agency	Systemic	Intersections	Engineering

2022 Florida Highway Safety Improvement Program

PROJECT NAME	IMPROVEMENT CATEGORY	SUBCATEGORY	OUTPUTS	OUTPUT TYPE	HSIP PROJECT COST(\$)	TOTAL PROJECT COST(\$)	FUNDING CATEGORY	LAND USE/AREA TYPE	FUNCTIONAL CLASSIFICATION	AADT	SPEED	OWNERSHIP	METHOD FOR SITE SELECTION	SHSP EMPHASIS AREA	SHSP STRATEGY
440182-1	Lighting	Intersection lighting			\$278183	\$278183	HSIP (23 U.S.C. 148)			0		State Highway Agency	Systemic	Intersections	Engineering
440182-1	Lighting	Intersection lighting			\$18468	\$18468	HSIP (23 U.S.C. 148)			0		State Highway Agency	Systemic	Intersections	Engineering
440183-1	Lighting	Intersection lighting			\$21350	\$21350	HSIP (23 U.S.C. 148)			0		State Highway Agency	Systemic	Intersections	Engineering
440183-1	Lighting	Intersection lighting			\$207417	\$207417	HSIP (23 U.S.C. 148)			0		State Highway Agency	Systemic	Intersections	Engineering
440183-1	Lighting	Intersection lighting			\$10260	\$10260	HSIP (23 U.S.C. 148)			0		State Highway Agency	Systemic	Intersections	Engineering
440281-1	Lighting	Intersection lighting			\$10982	\$10982	HSIP (23 U.S.C. 148)			0		State Highway Agency	Systemic	Intersections	Engineering
440281-1	Lighting	Intersection lighting			\$389252	\$389252	HSIP (23 U.S.C. 148)			0		State Highway Agency	Systemic	Intersections	Engineering
440281-1	Lighting	Intersection lighting			\$63980	\$63980	HSIP (23 U.S.C. 148)			0		State Highway Agency	Systemic	Intersections	Engineering
440304-1	Miscellaneous	Road safety audits			\$0	\$0	HSIP (23 U.S.C. 148)			0		State Highway Agency	Benefit-cost ratio, net present value, or similar	Intersections	Engineering
440379-1	Pedestrians and bicyclists	Install sidewalk			\$50948	\$50948	HSIP (23 U.S.C. 148)			0		Other Local Agency	Benefit-cost ratio, net present value, or similar	Pedestrians and bicyclists	Engineering
440379-1	Pedestrians and bicyclists	Install sidewalk			\$1212	\$1212	HSIP (23 U.S.C. 148)			0		Other Local Agency	Benefit-cost ratio, net present value, or similar	Pedestrians and bicyclists	Engineering
440382-1	Pedestrians and bicyclists	Install sidewalk			\$416	\$416	HSIP (23 U.S.C. 148)			0		Other Local Agency	Benefit-cost ratio, net present value, or similar	Pedestrians and bicyclists	Engineering

2022 Florida Highway Safety Improvement Program

PROJECT NAME	IMPROVEMENT CATEGORY	SUBCATEGORY	OUTPUTS	OUTPUT TYPE	HSIP PROJECT COST(\$)	TOTAL PROJECT COST(\$)	FUNDING CATEGORY	LAND USE/AREA TYPE	FUNCTIONAL CLASSIFICATION	AADT	SPEED	OWNERSHIP	METHOD FOR SITE SELECTION	SHSP EMPHASIS AREA	SHSP STRATEGY
440383-1	Pedestrians and bicyclists	Install sidewalk			\$80	\$80	HSIP (23 U.S.C. 148)			0		State Highway Agency	Benefit-cost ratio, net present value, or similar	Pedestrians and bicyclists	Engineering
440385-1	Pedestrians and bicyclists	Install sidewalk			\$1193	\$1193	HSIP (23 U.S.C. 148)			0		Other Local Agency	Benefit-cost ratio, net present value, or similar	Pedestrians and bicyclists	Engineering
440385-1	Pedestrians and bicyclists	Install sidewalk			\$711964	\$711964	HSIP (23 U.S.C. 148)			0		Other Local Agency	Benefit-cost ratio, net present value, or similar	Pedestrians and bicyclists	Engineering
440385-1	Pedestrians and bicyclists	Install sidewalk			\$71197	\$71197	HSIP (23 U.S.C. 148)			0		Other Local Agency	Benefit-cost ratio, net present value, or similar	Pedestrians and bicyclists	Engineering
440386-1	Pedestrians and bicyclists	Install sidewalk			\$144018	\$144018	HSIP (23 U.S.C. 148)			0		State Highway Agency	Benefit-cost ratio, net present value, or similar	Pedestrians and bicyclists	Engineering
440386-1	Pedestrians and bicyclists	Install sidewalk			\$289	\$289	HSIP (23 U.S.C. 148)			0		State Highway Agency	Benefit-cost ratio, net present value, or similar	Pedestrians and bicyclists	Engineering
440386-1	Pedestrians and bicyclists	Install sidewalk			\$15446	\$15446	HSIP (23 U.S.C. 148)			0		State Highway Agency	Benefit-cost ratio, net present value, or similar	Pedestrians and bicyclists	Engineering
440386-2	Pedestrians and bicyclists	Install sidewalk			\$81896	\$81896	HSIP (23 U.S.C. 148)			0		Other Local Agency	Benefit-cost ratio, net present value, or similar	Pedestrians and bicyclists	Engineering
440386-2	Pedestrians and bicyclists	Install sidewalk			\$258	\$258	HSIP (23 U.S.C. 148)			0		Other Local Agency	Benefit-cost ratio, net present value, or similar	Pedestrians and bicyclists	Engineering

2022 Florida Highway Safety Improvement Program

PROJECT NAME	IMPROVEMENT CATEGORY	SUBCATEGORY	OUTPUTS	OUTPUT TYPE	HSIP PROJECT COST(\$)	TOTAL PROJECT COST(\$)	FUNDING CATEGORY	LAND USE/AREA TYPE	FUNCTIONAL CLASSIFICATION	AADT	SPEED	OWNERSHIP	METHOD FOR SITE SELECTION	SHSP EMPHASIS AREA	SHSP STRATEGY
440386-2	Pedestrians and bicyclists	Install sidewalk			\$10495	\$10495	HSIP (23 U.S.C. 148)			0		Other Local Agency	Benefit-cost ratio, net present value, or similar	Pedestrians and bicyclists	Engineering
440386-2	Pedestrians and bicyclists	Install sidewalk			\$324	\$324	HSIP (23 U.S.C. 148)			0		Other Local Agency	Benefit-cost ratio, net present value, or similar	Pedestrians and bicyclists	Engineering
440386-3	Pedestrians and bicyclists	Install sidewalk			\$77989	\$77989	HSIP (23 U.S.C. 148)			0		Other Local Agency	Benefit-cost ratio, net present value, or similar	Pedestrians and bicyclists	Engineering
440386-3	Pedestrians and bicyclists	Install sidewalk			\$191	\$191	HSIP (23 U.S.C. 148)			0		Other Local Agency	Benefit-cost ratio, net present value, or similar	Pedestrians and bicyclists	Engineering
440386-3	Pedestrians and bicyclists	Install sidewalk			\$8867	\$8867	HSIP (23 U.S.C. 148)			0		Other Local Agency	Benefit-cost ratio, net present value, or similar	Pedestrians and bicyclists	Engineering
440386-3	Pedestrians and bicyclists	Install sidewalk			\$92	\$92	HSIP (23 U.S.C. 148)			0		Other Local Agency	Benefit-cost ratio, net present value, or similar	Pedestrians and bicyclists	Engineering
440386-4	Pedestrians and bicyclists	Install sidewalk			\$11	\$11	HSIP (23 U.S.C. 148)			0		Other Local Agency	Benefit-cost ratio, net present value, or similar	Pedestrians and bicyclists	Engineering
440386-5	Pedestrians and bicyclists	Install sidewalk			\$11	\$11	HSIP (23 U.S.C. 148)			0		Other Local Agency	Benefit-cost ratio, net present value, or similar	Pedestrians and bicyclists	Engineering
440552-1	Roadway	Roadway - other			\$11265	\$11265	HSIP (23 U.S.C. 148)			0		State Highway Agency	Benefit-cost ratio, net present value, or similar	Multiple	Engineering

2022 Florida Highway Safety Improvement Program

PROJECT NAME	IMPROVEMENT CATEGORY	SUBCATEGORY	OUTPUTS	OUTPUT TYPE	HSIP PROJECT COST(\$)	TOTAL PROJECT COST(\$)	FUNDING CATEGORY	LAND USE/AREA TYPE	FUNCTIONAL CLASSIFICATION	AADT	SPEED	OWNERSHIP	METHOD FOR SITE SELECTION	SHSP EMPHASIS AREA	SHSP STRATEGY
440655-1	Roadway delineation	Roadway delineation - other			\$328700	\$328700	HSIP (23 U.S.C. 148)			0		Other Local Agency	Systemic	Lane Departure	Engineering
440655-1	Roadway delineation	Roadway delineation - other			\$50000	\$50000	HSIP (23 U.S.C. 148)			0		Other Local Agency	Systemic	Lane Departure	Engineering
440660-2	Shoulder treatments	Shoulder treatments - other			\$194	\$194	HSIP (23 U.S.C. 148)			0		Other Local Agency	Benefit-cost ratio, net present value, or similar	Lane Departure	Engineering
440660-2	Shoulder treatments	Shoulder treatments - other			\$9815	\$9815	HSIP (23 U.S.C. 148)			0		Other Local Agency	Benefit-cost ratio, net present value, or similar	Lane Departure	Engineering
440671-1	Access management	Access management - other			\$43509	\$43509	HSIP (23 U.S.C. 148)			0		State Highway Agency	Benefit-cost ratio, net present value, or similar	Multiple	Engineering
440672-1	Intersection geometry	Intersection geometry - other			\$0	\$0	HSIP (23 U.S.C. 148)			0		State Highway Agency	Benefit-cost ratio, net present value, or similar	Intersections	Engineering
440789-1	Roadway	Roadway - other			\$99280	\$99280	HSIP (23 U.S.C. 148)			0		State Highway Agency	Benefit-cost ratio, net present value, or similar	Multiple	Engineering
441050-1	Pedestrians and bicyclists	Pedestrians and bicyclists – other			\$4009	\$4009	HSIP (23 U.S.C. 148)			0		State Highway Agency	Benefit-cost ratio, net present value, or similar	Pedestrians and bicyclists	Engineering
441050-1	Pedestrians and bicyclists	Pedestrians and bicyclists – other			\$473	\$473	HSIP (23 U.S.C. 148)			0		State Highway Agency	Benefit-cost ratio, net present value, or similar	Pedestrians and bicyclists	Engineering
441050-1	Pedestrians and bicyclists	Pedestrians and bicyclists – other			\$5784	\$5784	HSIP (23 U.S.C. 148)			0		State Highway Agency	Benefit-cost ratio, net present value, or similar	Pedestrians and bicyclists	Engineering

2022 Florida Highway Safety Improvement Program

PROJECT NAME	IMPROVEMENT CATEGORY	SUBCATEGORY	OUTPUTS	OUTPUT TYPE	HSIP PROJECT COST(\$)	TOTAL PROJECT COST(\$)	FUNDING CATEGORY	LAND USE/AREA TYPE	FUNCTIONAL CLASSIFICATION	AADT	SPEED	OWNERSHIP	METHOD FOR SITE SELECTION	SHSP EMPHASIS AREA	SHSP STRATEGY
441104-1	Pedestrians and bicyclists	Install sidewalk			\$11793	\$11793	HSIP (23 U.S.C. 148)			0		Other Local Agency	Benefit-cost ratio, net present value, or similar	Pedestrians and bicyclists	Engineering
441104-1	Pedestrians and bicyclists	Install sidewalk			\$1147465	\$1147465	HSIP (23 U.S.C. 148)			0		Other Local Agency	Benefit-cost ratio, net present value, or similar	Pedestrians and bicyclists	Engineering
441104-1	Pedestrians and bicyclists	Install sidewalk			\$9566	\$9566	HSIP (23 U.S.C. 148)			0		Other Local Agency	Benefit-cost ratio, net present value, or similar	Pedestrians and bicyclists	Engineering
441104-1	Pedestrians and bicyclists	Install sidewalk			\$164797	\$164797	HSIP (23 U.S.C. 148)			0		Other Local Agency	Benefit-cost ratio, net present value, or similar	Pedestrians and bicyclists	Engineering
441104-1	Pedestrians and bicyclists	Install sidewalk			\$84804	\$84804	HSIP (23 U.S.C. 148)			0		Other Local Agency	Benefit-cost ratio, net present value, or similar	Pedestrians and bicyclists	Engineering
441119-1	Miscellaneous	Road safety audits			\$298988	\$298988	HSIP (23 U.S.C. 148)			0		State Highway Agency	Benefit-cost ratio, net present value, or similar	Multiple	Engineering
441135-2	Roadway	Roadway - other			\$112934	\$112934	HSIP (23 U.S.C. 148)			0		State Highway Agency	Benefit-cost ratio, net present value, or similar	Multiple	Engineering
441135-2	Roadway	Roadway - other			\$220219	\$220219	HSIP (23 U.S.C. 148)			0		State Highway Agency	Benefit-cost ratio, net present value, or similar	Multiple	Engineering
441153-1	Pedestrians and bicyclists	Install sidewalk			\$7147	\$7147	HSIP (23 U.S.C. 148)			0		Other Local Agency	Benefit-cost ratio, net present value, or similar	Pedestrians and bicyclists	Engineering

2022 Florida Highway Safety Improvement Program

PROJECT NAME	IMPROVEMENT CATEGORY	SUBCATEGORY	OUTPUTS	OUTPUT TYPE	HSIP PROJECT COST(\$)	TOTAL PROJECT COST(\$)	FUNDING CATEGORY	LAND USE/AREA TYPE	FUNCTIONAL CLASSIFICATION	AADT	SPEED	OWNERSHIP	METHOD FOR SITE SELECTION	SHSP EMPHASIS AREA	SHSP STRATEGY
441153-1	Pedestrians and bicyclists	Install sidewalk			\$91382	\$91382	HSIP (23 U.S.C. 148)			0		Other Local Agency	Benefit-cost ratio, net present value, or similar	Pedestrians and bicyclists	Engineering
441154-1	Pedestrians and bicyclists	Install sidewalk			\$1057	\$1057	HSIP (23 U.S.C. 148)			0		Other Local Agency	Benefit-cost ratio, net present value, or similar	Pedestrians and bicyclists	Engineering
441154-1	Pedestrians and bicyclists	Install sidewalk			\$39750	\$39750	HSIP (23 U.S.C. 148)			0		Other Local Agency	Benefit-cost ratio, net present value, or similar	Pedestrians and bicyclists	Engineering
441154-1	Pedestrians and bicyclists	Install sidewalk			\$9650	\$9650	HSIP (23 U.S.C. 148)			0		Other Local Agency	Benefit-cost ratio, net present value, or similar	Pedestrians and bicyclists	Engineering
441155-1	Pedestrians and bicyclists	Install sidewalk			\$46147	\$46147	HSIP (23 U.S.C. 148)			0		Other Local Agency	Benefit-cost ratio, net present value, or similar	Pedestrians and bicyclists	Engineering
441155-1	Pedestrians and bicyclists	Install sidewalk			\$1154	\$1154	HSIP (23 U.S.C. 148)			0		Other Local Agency	Benefit-cost ratio, net present value, or similar	Pedestrians and bicyclists	Engineering
441173-1	Pedestrians and bicyclists	Pedestrians and bicyclists – other			\$680587	\$680587	HSIP (23 U.S.C. 148)			0		State Highway Agency	Benefit-cost ratio, net present value, or similar	Pedestrians and bicyclists	Engineering
441173-1	Pedestrians and bicyclists	Pedestrians and bicyclists – other			\$1111	\$1111	HSIP (23 U.S.C. 148)			0		State Highway Agency	Benefit-cost ratio, net present value, or similar	Pedestrians and bicyclists	Engineering
441173-1	Pedestrians and bicyclists	Pedestrians and bicyclists – other			\$59395	\$59395	HSIP (23 U.S.C. 148)			0		State Highway Agency	Benefit-cost ratio, net present value, or similar	Pedestrians and bicyclists	Engineering

2022 Florida Highway Safety Improvement Program

PROJECT NAME	IMPROVEMENT CATEGORY	SUBCATEGORY	OUTPUTS	OUTPUT TYPE	HSIP PROJECT COST(\$)	TOTAL PROJECT COST(\$)	FUNDING CATEGORY	LAND USE/AREA TYPE	FUNCTIONAL CLASSIFICATION	AADT	SPEED	OWNERSHIP	METHOD FOR SITE SELECTION	SHSP EMPHASIS AREA	SHSP STRATEGY
441173-1	Pedestrians and bicyclists	Pedestrians and bicyclists – other			\$8950	\$8950	HSIP (23 U.S.C. 148)			0		State Highway Agency	Benefit-cost ratio, net present value, or similar	Pedestrians and bicyclists	Engineering
441173-1	Pedestrians and bicyclists	Pedestrians and bicyclists – other			\$21152	\$21152	HSIP (23 U.S.C. 148)			0		State Highway Agency	Benefit-cost ratio, net present value, or similar	Pedestrians and bicyclists	Engineering
441194-1	Pedestrians and bicyclists	Pedestrians and bicyclists – other			\$3331	\$3331	HSIP (23 U.S.C. 148)			0		State Highway Agency	Benefit-cost ratio, net present value, or similar	Pedestrians and bicyclists	Engineering
441194-1	Pedestrians and bicyclists	Pedestrians and bicyclists – other			\$9083	\$9083	HSIP (23 U.S.C. 148)			0		State Highway Agency	Benefit-cost ratio, net present value, or similar	Pedestrians and bicyclists	Engineering
441194-1	Pedestrians and bicyclists	Pedestrians and bicyclists – other			\$1574	\$1574	HSIP (23 U.S.C. 148)			0		State Highway Agency	Benefit-cost ratio, net present value, or similar	Pedestrians and bicyclists	Engineering
441194-1	Pedestrians and bicyclists	Pedestrians and bicyclists – other			\$92136	\$92136	HSIP (23 U.S.C. 148)			0		State Highway Agency	Benefit-cost ratio, net present value, or similar	Pedestrians and bicyclists	Engineering
441194-1	Pedestrians and bicyclists	Pedestrians and bicyclists – other			\$17673	\$17673	HSIP (23 U.S.C. 148)			0		State Highway Agency	Benefit-cost ratio, net present value, or similar	Pedestrians and bicyclists	Engineering
441194-1	Pedestrians and bicyclists	Pedestrians and bicyclists – other			\$43996	\$43996	HSIP (23 U.S.C. 148)			0		State Highway Agency	Benefit-cost ratio, net present value, or similar	Pedestrians and bicyclists	Engineering
441194-2	Pedestrians and bicyclists	Pedestrians and bicyclists – other			\$45959	\$45959	HSIP (23 U.S.C. 148)			0		State Highway Agency	Benefit-cost ratio, net present value, or similar	Pedestrians and bicyclists	Engineering

2022 Florida Highway Safety Improvement Program

PROJECT NAME	IMPROVEMENT CATEGORY	SUBCATEGORY	OUTPUTS	OUTPUT TYPE	HSIP PROJECT COST(\$)	TOTAL PROJECT COST(\$)	FUNDING CATEGORY	LAND USE/AREA TYPE	FUNCTIONAL CLASSIFICATION	AADT	SPEED	OWNERSHIP	METHOD FOR SITE SELECTION	SHSP EMPHASIS AREA	SHSP STRATEGY
441194-2	Pedestrians and bicyclists	Pedestrians and bicyclists – other			\$725	\$725	HSIP (23 U.S.C. 148)			0		State Highway Agency	Benefit-cost ratio, net present value, or similar	Pedestrians and bicyclists	Engineering
441194-2	Pedestrians and bicyclists	Pedestrians and bicyclists – other			\$54	\$54	HSIP (23 U.S.C. 148)			0		State Highway Agency	Benefit-cost ratio, net present value, or similar	Pedestrians and bicyclists	Engineering
441207-1	Advanced technology and ITS	Advanced technology and ITS - other			\$26841	\$26841	HSIP (23 U.S.C. 148)			0		State Highway Agency	Benefit-cost ratio, net present value, or similar	Lane Departure	Engineering
441207-1	Advanced technology and ITS	Advanced technology and ITS - other			\$182521	\$182521	HSIP (23 U.S.C. 148)			0		State Highway Agency	Benefit-cost ratio, net present value, or similar	Lane Departure	Engineering
441207-1	Advanced technology and ITS	Advanced technology and ITS - other			\$0	\$0	HSIP (23 U.S.C. 148)			0		State Highway Agency	Benefit-cost ratio, net present value, or similar	Lane Departure	Engineering
441208-1	Intersection geometry	Intersection geometry - other			\$1775	\$1775	HSIP (23 U.S.C. 148)			0		State Highway Agency	Benefit-cost ratio, net present value, or similar	Intersections	Engineering
441208-1	Intersection geometry	Intersection geometry - other			\$29695	\$29695	HSIP (23 U.S.C. 148)			0		State Highway Agency	Benefit-cost ratio, net present value, or similar	Intersections	Engineering
441213-1	Intersection geometry	Intersection geometry - other			\$308552	\$308552	HSIP (23 U.S.C. 148)			0		Other Local Agency	Benefit-cost ratio, net present value, or similar	Intersections	Engineering
441213-1	Intersection geometry	Intersection geometry - other			\$155	\$155	HSIP (23 U.S.C. 148)			0		Other Local Agency	Benefit-cost ratio, net present value, or similar	Intersections	Engineering

2022 Florida Highway Safety Improvement Program

PROJECT NAME	IMPROVEMENT CATEGORY	SUBCATEGORY	OUTPUTS	OUTPUT TYPE	HSIP PROJECT COST(\$)	TOTAL PROJECT COST(\$)	FUNDING CATEGORY	LAND USE/AREA TYPE	FUNCTIONAL CLASSIFICATION	AADT	SPEED	OWNERSHIP	METHOD FOR SITE SELECTION	SHSP EMPHASIS AREA	SHSP STRATEGY
441213-1	Intersection geometry	Intersection geometry - other			\$3086	\$3086	HSIP (23 U.S.C. 148)			0		Other Local Agency	Benefit-cost ratio, net present value, or similar	Intersections	Engineering
441213-1	Intersection geometry	Intersection geometry - other			\$3086	\$3086	HSIP (23 U.S.C. 148)			0		Other Local Agency	Benefit-cost ratio, net present value, or similar	Intersections	Engineering
441213-1	Intersection geometry	Intersection geometry - other			\$46133	\$46133	HSIP (23 U.S.C. 148)			0		Other Local Agency	Benefit-cost ratio, net present value, or similar	Intersections	Engineering
441213-1	Intersection geometry	Intersection geometry - other			\$4628	\$4628	HSIP (23 U.S.C. 148)			0		Other Local Agency	Benefit-cost ratio, net present value, or similar	Intersections	Engineering
441213-1	Intersection geometry	Intersection geometry - other			\$7646	\$7646	HSIP (23 U.S.C. 148)			0		Other Local Agency	Benefit-cost ratio, net present value, or similar	Intersections	Engineering
441217-1	Roadway delineation	Roadway delineation - other			\$660297	\$660297	HSIP (23 U.S.C. 148)			0		Other Local Agency	Systemic	Lane Departure	Engineering
441217-1	Roadway delineation	Roadway delineation - other			\$904	\$904	HSIP (23 U.S.C. 148)			0		Other Local Agency	Systemic	Lane Departure	Engineering
441217-1	Roadway delineation	Roadway delineation - other			\$16300	\$16300	HSIP (23 U.S.C. 148)			0		Other Local Agency	Systemic	Lane Departure	Engineering
441217-1	Roadway delineation	Roadway delineation - other			\$934	\$934	HSIP (23 U.S.C. 148)			0		Other Local Agency	Systemic	Lane Departure	Engineering
441218-1	Pedestrians and bicyclists	Pedestrians and bicyclists - other			\$370964	\$370964	HSIP (23 U.S.C. 148)			0		Other Local Agency	Benefit-cost ratio, net present value, or similar	Pedestrians and bicyclists	Engineering
441218-1	Pedestrians and bicyclists	Pedestrians and bicyclists - other			\$129	\$129	HSIP (23 U.S.C. 148)			0		Other Local Agency	Benefit-cost ratio, net present	Pedestrians and bicyclists	Engineering

2022 Florida Highway Safety Improvement Program

PROJECT NAME	IMPROVEMENT CATEGORY	SUBCATEGORY	OUTPUTS	OUTPUT TYPE	HSIP PROJECT COST(\$)	TOTAL PROJECT COST(\$)	FUNDING CATEGORY	LAND USE/AREA TYPE	FUNCTIONAL CLASSIFICATION	AADT	SPEED	OWNERSHIP	METHOD FOR SITE SELECTION	SHSP EMPHASIS AREA	SHSP STRATEGY
													value, or similar		
441218-1	Pedestrians and bicyclists	Pedestrians and bicyclists – other			\$1855	\$1855	HSIP (23 U.S.C. 148)			0		Other Local Agency	Benefit-cost ratio, net present value, or similar	Pedestrians and bicyclists	Engineering
441218-1	Pedestrians and bicyclists	Pedestrians and bicyclists – other			\$3710	\$3710	HSIP (23 U.S.C. 148)			0		Other Local Agency	Benefit-cost ratio, net present value, or similar	Pedestrians and bicyclists	Engineering
441218-1	Pedestrians and bicyclists	Pedestrians and bicyclists – other			\$55563	\$55563	HSIP (23 U.S.C. 148)			0		Other Local Agency	Benefit-cost ratio, net present value, or similar	Pedestrians and bicyclists	Engineering
441218-1	Pedestrians and bicyclists	Pedestrians and bicyclists – other			\$5564	\$5564	HSIP (23 U.S.C. 148)			0		Other Local Agency	Benefit-cost ratio, net present value, or similar	Pedestrians and bicyclists	Engineering
441218-1	Pedestrians and bicyclists	Pedestrians and bicyclists – other			\$8101	\$8101	HSIP (23 U.S.C. 148)			0		Other Local Agency	Benefit-cost ratio, net present value, or similar	Pedestrians and bicyclists	Engineering
441219-1	Intersection geometry	Intersection geometry - other			\$318	\$318	HSIP (23 U.S.C. 148)			0		Other Local Agency	Benefit-cost ratio, net present value, or similar	Intersections	Engineering
441220-1	Roadway delineation	Roadway delineation - other			\$151054	\$151054	HSIP (23 U.S.C. 148)			0		Other Local Agency	Systemic	Lane Departure	Engineering
441220-1	Roadway delineation	Roadway delineation - other			\$707	\$707	HSIP (23 U.S.C. 148)			0		Other Local Agency	Systemic	Lane Departure	Engineering
441220-1	Roadway delineation	Roadway delineation - other			\$1565	\$1565	HSIP (23 U.S.C. 148)			0		Other Local Agency	Systemic	Lane Departure	Engineering
441220-1	Roadway delineation	Roadway delineation - other			\$1452	\$1452	HSIP (23 U.S.C. 148)			0		Other Local Agency	Systemic	Lane Departure	Engineering

2022 Florida Highway Safety Improvement Program

PROJECT NAME	IMPROVEMENT CATEGORY	SUBCATEGORY	OUTPUTS	OUTPUT TYPE	HSIP PROJECT COST(\$)	TOTAL PROJECT COST(\$)	FUNDING CATEGORY	LAND USE/AREA TYPE	FUNCTIONAL CLASSIFICATION	AADT	SPEED	OWNERSHIP	METHOD FOR SITE SELECTION	SHSP EMPHASIS AREA	SHSP STRATEGY
441220-1	Roadway delineation	Roadway delineation - other			\$52181	\$52181	HSIP (23 U.S.C. 148)			0		Other Local Agency	Systemic	Lane Departure	Engineering
441220-1	Roadway delineation	Roadway delineation - other			\$2266	\$2266	HSIP (23 U.S.C. 148)			0		Other Local Agency	Systemic	Lane Departure	Engineering
441220-1	Roadway delineation	Roadway delineation - other			\$6997	\$6997	HSIP (23 U.S.C. 148)			0		Other Local Agency	Systemic	Lane Departure	Engineering
441234-1	Pedestrians and bicyclists	Install sidewalk			\$127	\$127	HSIP (23 U.S.C. 148)			0		Other Local Agency	Benefit-cost ratio, net present value, or similar	Pedestrians and bicyclists	Engineering
441347-1	Pedestrians and bicyclists	Install sidewalk			\$10616	\$10616	HSIP (23 U.S.C. 148)			0		Other Local Agency	Benefit-cost ratio, net present value, or similar	Pedestrians and bicyclists	Engineering
441347-1	Pedestrians and bicyclists	Install sidewalk			\$224915	\$224915	HSIP (23 U.S.C. 148)			0		Other Local Agency	Benefit-cost ratio, net present value, or similar	Pedestrians and bicyclists	Engineering
441347-1	Pedestrians and bicyclists	Install sidewalk			\$18235	\$18235	HSIP (23 U.S.C. 148)			0		Other Local Agency	Benefit-cost ratio, net present value, or similar	Pedestrians and bicyclists	Engineering
441347-1	Pedestrians and bicyclists	Install sidewalk			\$26133	\$26133	HSIP (23 U.S.C. 148)			0		Other Local Agency	Benefit-cost ratio, net present value, or similar	Pedestrians and bicyclists	Engineering
441347-1	Pedestrians and bicyclists	Install sidewalk			\$4548	\$4548	HSIP (23 U.S.C. 148)			0		Other Local Agency	Benefit-cost ratio, net present value, or similar	Pedestrians and bicyclists	Engineering
441347-3	Lighting	Lighting - other			\$1369	\$1369	HSIP (23 U.S.C. 148)			0		Other Local Agency	Systemic	Multiple	Engineering
441347-4	Lighting	Lighting - other			\$14309	\$14309	HSIP (23 U.S.C. 148)			0		Other Local Agency	Systemic	Multiple	Engineering

2022 Florida Highway Safety Improvement Program

PROJECT NAME	IMPROVEMENT CATEGORY	SUBCATEGORY	OUTPUTS	OUTPUT TYPE	HSIP PROJECT COST(\$)	TOTAL PROJECT COST(\$)	FUNDING CATEGORY	LAND USE/AREA TYPE	FUNCTIONAL CLASSIFICATION	AADT	SPEED	OWNERSHIP	METHOD FOR SITE SELECTION	SHSP EMPHASIS AREA	SHSP STRATEGY
441364-2	Roadway	Pavement surface - other			\$1964	\$1964	HSIP (23 U.S.C. 148)			0		Other Local Agency	Benefit-cost ratio, net present value, or similar	Lane Departure	Engineering
441364-2	Roadway	Pavement surface - other			\$47375	\$47375	HSIP (23 U.S.C. 148)			0		Other Local Agency	Benefit-cost ratio, net present value, or similar	Lane Departure	Engineering
441366-1	Access management	Access management - other			\$553049	\$553049	HSIP (23 U.S.C. 148)			0		State Highway Agency	Benefit-cost ratio, net present value, or similar	Intersections	Engineering
441366-1	Access management	Access management - other			\$2128	\$2128	HSIP (23 U.S.C. 148)			0		State Highway Agency	Benefit-cost ratio, net present value, or similar	Intersections	Engineering
441366-1	Access management	Access management - other			\$168306	\$168306	HSIP (23 U.S.C. 148)			0		State Highway Agency	Benefit-cost ratio, net present value, or similar	Intersections	Engineering
441366-1	Access management	Access management - other			\$5343	\$5343	HSIP (23 U.S.C. 148)			0		State Highway Agency	Benefit-cost ratio, net present value, or similar	Intersections	Engineering
441396-1	Shoulder treatments	Shoulder treatments - other			\$211	\$211	HSIP (23 U.S.C. 148)			0		Other Local Agency	Benefit-cost ratio, net present value, or similar	Lane Departure	Engineering
441396-1	Shoulder treatments	Shoulder treatments - other			\$89127	\$89127	HSIP (23 U.S.C. 148)			0		Other Local Agency	Benefit-cost ratio, net present value, or similar	Lane Departure	Engineering
441396-1	Shoulder treatments	Shoulder treatments - other			\$15505	\$15505	HSIP (23 U.S.C. 148)			0		Other Local Agency	Benefit-cost ratio, net present value, or similar	Lane Departure	Engineering

2022 Florida Highway Safety Improvement Program

PROJECT NAME	IMPROVEMENT CATEGORY	SUBCATEGORY	OUTPUTS	OUTPUT TYPE	HSIP PROJECT COST(\$)	TOTAL PROJECT COST(\$)	FUNDING CATEGORY	LAND USE/AREA TYPE	FUNCTIONAL CLASSIFICATION	AADT	SPEED	OWNERSHIP	METHOD FOR SITE SELECTION	SHSP EMPHASIS AREA	SHSP STRATEGY
441414-1	Roadway	Roadway - other			\$1374	\$1374	HSIP (23 U.S.C. 148)			0		State Highway Agency	Benefit-cost ratio, net present value, or similar	Multiple	Engineering
441478-1	Pedestrians and bicyclists	Install sidewalk			\$519371	\$519371	HSIP (23 U.S.C. 148)			0		Other Local Agency	Benefit-cost ratio, net present value, or similar	Pedestrians and bicyclists	Engineering
441478-1	Pedestrians and bicyclists	Install sidewalk			\$77000	\$77000	HSIP (23 U.S.C. 148)			0		Other Local Agency	Benefit-cost ratio, net present value, or similar	Pedestrians and bicyclists	Engineering
441480-1	Pedestrians and bicyclists	Install sidewalk			\$44	\$44	HSIP (23 U.S.C. 148)			0		Other Local Agency	Benefit-cost ratio, net present value, or similar	Pedestrians and bicyclists	Engineering
441481-1	Pedestrians and bicyclists	Pedestrians and bicyclists – other			\$147	\$147	HSIP (23 U.S.C. 148)			0		Other Local Agency	Benefit-cost ratio, net present value, or similar	Pedestrians and bicyclists	Engineering
441582-1	Pedestrians and bicyclists	Pedestrians and bicyclists – other			\$14800	\$14800	HSIP (23 U.S.C. 148)			0		State Highway Agency	Benefit-cost ratio, net present value, or similar	Pedestrians and bicyclists	Engineering
441672-1	Roadway	Roadway - other			\$20519	\$20519	HSIP (23 U.S.C. 148)			0		State Highway Agency	Benefit-cost ratio, net present value, or similar	Multiple	Engineering
441672-1	Roadway	Roadway - other			\$10211	\$10211	HSIP (23 U.S.C. 148)			0		State Highway Agency	Benefit-cost ratio, net present value, or similar	Multiple	Engineering
441738-1	Intersection traffic control	Intersection traffic control - other			\$0	\$0	HSIP (23 U.S.C. 148)			0		State Highway Agency	Systemic	Intersections	Engineering
441738-1	Intersection traffic control	Intersection traffic control - other			\$261	\$261	HSIP (23 U.S.C. 148)			0		State Highway Agency	Systemic	Intersections	Engineering

2022 Florida Highway Safety Improvement Program

PROJECT NAME	IMPROVEMENT CATEGORY	SUBCATEGORY	OUTPUTS	OUTPUT TYPE	HSIP PROJECT COST(\$)	TOTAL PROJECT COST(\$)	FUNDING CATEGORY	LAND USE/AREA TYPE	FUNCTIONAL CLASSIFICATION	AADT	SPEED	OWNERSHIP	METHOD FOR SITE SELECTION	SHSP EMPHASIS AREA	SHSP STRATEGY
441761-1	Pedestrians and bicyclists	Pedestrians and bicyclists – other			\$2920	\$2920	HSIP (23 U.S.C. 148)			0		Other Local Agency	Benefit-cost ratio, net present value, or similar	Pedestrians and bicyclists	Engineering
441771-1	Intersection traffic control	Intersection traffic control - other			\$7104	\$7104	HSIP (23 U.S.C. 148)			0		State Highway Agency	Systemic	Intersections	Engineering
441771-1	Intersection traffic control	Intersection traffic control - other			\$69161	\$69161	HSIP (23 U.S.C. 148)			0		State Highway Agency	Systemic	Intersections	Engineering
441771-1	Intersection traffic control	Intersection traffic control - other			\$23947	\$23947	HSIP (23 U.S.C. 148)			0		State Highway Agency	Systemic	Intersections	Engineering
441771-1	Intersection traffic control	Intersection traffic control - other			\$4998	\$4998	HSIP (23 U.S.C. 148)			0		State Highway Agency	Systemic	Intersections	Engineering
441772-1	Lighting	Intersection lighting			\$50000	\$50000	HSIP (23 U.S.C. 148)			0		State Highway Agency	Systemic	Intersections	Engineering
441775-1	Intersection traffic control	Intersection traffic control - other			\$35182	\$35182	HSIP (23 U.S.C. 148)			0		State Highway Agency	Systemic	Intersections	Engineering
441827-1	Roadway	Roadway - other			\$325961	\$325961	HSIP (23 U.S.C. 148)			0		State Highway Agency	Benefit-cost ratio, net present value, or similar	Lane Departure	Engineering
441827-1	Roadway	Roadway - other			\$86477	\$86477	HSIP (23 U.S.C. 148)			0		State Highway Agency	Benefit-cost ratio, net present value, or similar	Lane Departure	Engineering
441834-1	Roadway	Roadway - other			\$319	\$319	HSIP (23 U.S.C. 148)			0		State Highway Agency	Benefit-cost ratio, net present value, or similar	Lane Departure	Engineering
441836-1	Roadway	Roadway - other			\$109078	\$109078	HSIP (23 U.S.C. 148)			0		State Highway Agency	Benefit-cost ratio, net present value, or similar	Lane Departure	Engineering

2022 Florida Highway Safety Improvement Program

PROJECT NAME	IMPROVEMENT CATEGORY	SUBCATEGORY	OUTPUTS	OUTPUT TYPE	HSIP PROJECT COST(\$)	TOTAL PROJECT COST(\$)	FUNDING CATEGORY	LAND USE/AREA TYPE	FUNCTIONAL CLASSIFICATION	AADT	SPEED	OWNERSHIP	METHOD FOR SITE SELECTION	SHSP EMPHASIS AREA	SHSP STRATEGY
442115-1	Lighting	Intersection lighting			\$62948	\$62948	HSIP (23 U.S.C. 148)			0		State Highway Agency	Systemic	Intersections	Engineering
442115-1	Lighting	Intersection lighting			\$10555	\$10555	HSIP (23 U.S.C. 148)			0		State Highway Agency	Systemic	Intersections	Engineering
442116-1	Lighting	Intersection lighting			\$220344	\$220344	HSIP (23 U.S.C. 148)			0		State Highway Agency	Systemic	Intersections	Engineering
442116-1	Lighting	Intersection lighting			\$11419	\$11419	HSIP (23 U.S.C. 148)			0		State Highway Agency	Systemic	Intersections	Engineering
442117-1	Lighting	Intersection lighting			\$213077	\$213077	HSIP (23 U.S.C. 148)			0		State Highway Agency	Systemic	Intersections	Engineering
442117-1	Lighting	Intersection lighting			\$10419	\$10419	HSIP (23 U.S.C. 148)			0		State Highway Agency	Systemic	Intersections	Engineering
442390-2	Lighting	Lighting - other			\$315000	\$315000	HSIP (23 U.S.C. 148)			0		State Highway Agency	Systemic	Multiple	Engineering
442390-2	Lighting	Lighting - other			\$350000	\$350000	HSIP (23 U.S.C. 148)			0		State Highway Agency	Systemic	Multiple	Engineering
442390-3	Lighting	Lighting - other			\$650000	\$650000	HSIP (23 U.S.C. 148)			0		State Highway Agency	Systemic	Multiple	Engineering
442390-5	Lighting	Lighting - other			\$150000	\$150000	HSIP (23 U.S.C. 148)			0		State Highway Agency	Systemic	Multiple	Engineering
442390-5	Lighting	Lighting - other			\$175000	\$175000	HSIP (23 U.S.C. 148)			0		State Highway Agency	Systemic	Multiple	Engineering
442428-2	Lighting	Lighting - other			\$30000	\$30000	HSIP (23 U.S.C. 148)			0		State Highway Agency	Systemic	Multiple	Engineering
442848-1	Lighting	Lighting - other			\$0	\$0	HSIP (23 U.S.C. 148)			0		State Highway Agency	Systemic	Pedestrians and bicyclists	Engineering
442848-1	Lighting	Lighting - other			\$344981	\$344981	HSIP (23 U.S.C. 148)			0		State Highway Agency	Systemic	Pedestrians and bicyclists	Engineering

2022 Florida Highway Safety Improvement Program

PROJECT NAME	IMPROVEMENT CATEGORY	SUBCATEGORY	OUTPUTS	OUTPUT TYPE	HSIP PROJECT COST(\$)	TOTAL PROJECT COST(\$)	FUNDING CATEGORY	LAND USE/AREA TYPE	FUNCTIONAL CLASSIFICATION	AADT	SPEED	OWNERSHIP	METHOD FOR SITE SELECTION	SHSP EMPHASIS AREA	SHSP STRATEGY
443249-1	Shoulder treatments	Shoulder treatments - other			\$297186	\$297186	HSIP (23 U.S.C. 148)			0		Other Local Agency	Benefit-cost ratio, net present value, or similar	Lane Departure	Engineering
443487-1	Intersection geometry	Intersection geometry - other			\$5318	\$5318	HSIP (23 U.S.C. 148)			0		State Highway Agency	Benefit-cost ratio, net present value, or similar	Intersections	Engineering
443488-1	Lighting	Lighting - other			\$4635	\$4635	HSIP (23 U.S.C. 148)			0		State Highway Agency	Systemic	Multiple	Engineering
443507-1	Roadway	Roadway - other			\$1392	\$1392	HSIP (23 U.S.C. 148)			0		State Highway Agency	Benefit-cost ratio, net present value, or similar	Multiple	Engineering
443511-1	Shoulder treatments	Shoulder treatments - other			\$0	\$0	HSIP (23 U.S.C. 148)			0		Other Local Agency	Benefit-cost ratio, net present value, or similar	Lane Departure	Engineering
443512-1	Access management	Access management - other			\$3596	\$3596	HSIP (23 U.S.C. 148)			0		State Highway Agency	Benefit-cost ratio, net present value, or similar	Intersections	Engineering
443514-1	Intersection traffic control	Intersection traffic control - other			\$27794	\$27794	HSIP (23 U.S.C. 148)			0		State Highway Agency	Systemic	Intersections	Engineering
443514-1	Intersection traffic control	Intersection traffic control - other			\$36829	\$36829	HSIP (23 U.S.C. 148)			0		State Highway Agency	Systemic	Intersections	Engineering
443544-1	Pedestrians and bicyclists	Pedestrians and bicyclists - other			\$83028	\$83028	HSIP (23 U.S.C. 148)			0		State Highway Agency	Benefit-cost ratio, net present value, or similar	Pedestrians and bicyclists	Engineering
443546-1	Access management	Access management - other			\$90	\$90	HSIP (23 U.S.C. 148)			0		State Highway Agency	Benefit-cost ratio, net present value, or similar	Multiple	Engineering

2022 Florida Highway Safety Improvement Program

PROJECT NAME	IMPROVEMENT CATEGORY	SUBCATEGORY	OUTPUTS	OUTPUT TYPE	HSIP PROJECT COST(\$)	TOTAL PROJECT COST(\$)	FUNDING CATEGORY	LAND USE/AREA TYPE	FUNCTIONAL CLASSIFICATION	AADT	SPEED	OWNERSHIP	METHOD FOR SITE SELECTION	SHSP EMPHASIS AREA	SHSP STRATEGY
443685-1	Lighting	Intersection lighting			\$6647	\$6647	HSIP (23 U.S.C. 148)			0		State Highway Agency	Systemic	Intersections	Engineering
443685-1	Lighting	Intersection lighting			\$8297	\$8297	HSIP (23 U.S.C. 148)			0		State Highway Agency	Systemic	Intersections	Engineering
443769-1	Pedestrians and bicyclists	Pedestrians and bicyclists – other			\$28	\$28	HSIP (23 U.S.C. 148)			0		State Highway Agency	Benefit-cost ratio, net present value, or similar	Pedestrians and bicyclists	Engineering
443769-1	Pedestrians and bicyclists	Pedestrians and bicyclists – other			\$318695	\$318695	HSIP (23 U.S.C. 148)			0		State Highway Agency	Benefit-cost ratio, net present value, or similar	Pedestrians and bicyclists	Engineering
443797-1	Lighting	Intersection lighting			\$45335	\$45335	HSIP (23 U.S.C. 148)			0		State Highway Agency	Systemic	Intersections	Engineering
443797-1	Lighting	Intersection lighting			\$9958	\$9958	HSIP (23 U.S.C. 148)			0		State Highway Agency	Systemic	Intersections	Engineering
443798-1	Lighting	Intersection lighting			\$40532	\$40532	HSIP (23 U.S.C. 148)			0		State Highway Agency	Systemic	Intersections	Engineering
443839-1	Lighting	Lighting - other			\$27803	\$27803	HSIP (23 U.S.C. 148)			0		State Highway Agency	Systemic	Multiple	Engineering
443843-1	Miscellaneous	Data analysis			\$91562	\$91562	HSIP (23 U.S.C. 148)			0		State Highway Agency	Benefit-cost ratio, net present value, or similar	Data	Engineering
443846-1	Lighting	Lighting - other			\$233191	\$233191	HSIP (23 U.S.C. 148)			0		State Highway Agency	Systemic	Multiple	Engineering
443853-1	Intersection geometry	Intersection geometry - other			\$521940	\$521940	HSIP (23 U.S.C. 148)			0		State Highway Agency	Benefit-cost ratio, net present value, or similar	Intersections	Engineering
443853-1	Intersection geometry	Intersection geometry - other			\$100776	\$100776	HSIP (23 U.S.C. 148)			0		State Highway Agency	Benefit-cost ratio, net present	Intersections	Engineering

2022 Florida Highway Safety Improvement Program

PROJECT NAME	IMPROVEMENT CATEGORY	SUBCATEGORY	OUTPUTS	OUTPUT TYPE	HSIP PROJECT COST(\$)	TOTAL PROJECT COST(\$)	FUNDING CATEGORY	LAND USE/AREA TYPE	FUNCTIONAL CLASSIFICATION	AADT	SPEED	OWNERSHIP	METHOD FOR SITE SELECTION	SHSP EMPHASIS AREA	SHSP STRATEGY
													value, or similar		
443853-1	Intersection geometry	Intersection geometry - other			\$7503	\$7503	HSIP (23 U.S.C. 148)			0		State Highway Agency	Benefit-cost ratio, net present value, or similar	Intersections	Engineering
443855-1	Pedestrians and bicyclists	Pedestrians and bicyclists – other			\$24358	\$24358	HSIP (23 U.S.C. 148)			0		State Highway Agency	Benefit-cost ratio, net present value, or similar	Pedestrians and bicyclists	Engineering
443855-1	Pedestrians and bicyclists	Pedestrians and bicyclists – other			\$954	\$954	HSIP (23 U.S.C. 148)			0		State Highway Agency	Benefit-cost ratio, net present value, or similar	Pedestrians and bicyclists	Engineering
443855-1	Pedestrians and bicyclists	Pedestrians and bicyclists – other			\$1757	\$1757	HSIP (23 U.S.C. 148)			0		State Highway Agency	Benefit-cost ratio, net present value, or similar	Pedestrians and bicyclists	Engineering
443875-1	Roadway	Pavement surface - other			\$1154	\$1154	HSIP (23 U.S.C. 148)			0		Other Local Agency	Benefit-cost ratio, net present value, or similar	Lane Departure	Engineering
443875-1	Roadway	Pavement surface - other			\$166510	\$166510	HSIP (23 U.S.C. 148)			0		Other Local Agency	Benefit-cost ratio, net present value, or similar	Lane Departure	Engineering
443876-1	Roadway	Roadway - other			\$2094	\$2094	HSIP (23 U.S.C. 148)			0		State Highway Agency	Benefit-cost ratio, net present value, or similar	Multiple	Engineering
443876-1	Roadway	Roadway - other			\$138064	\$138064	HSIP (23 U.S.C. 148)			0		State Highway Agency	Benefit-cost ratio, net present value, or similar	Multiple	Engineering
443877-1	Intersection traffic control	Intersection traffic control - other			\$751	\$751	HSIP (23 U.S.C. 148)			0		State Highway Agency	Systemic	Intersections	Engineering

2022 Florida Highway Safety Improvement Program

PROJECT NAME	IMPROVEMENT CATEGORY	SUBCATEGORY	OUTPUTS	OUTPUT TYPE	HSIP PROJECT COST(\$)	TOTAL PROJECT COST(\$)	FUNDING CATEGORY	LAND USE/AREA TYPE	FUNCTIONAL CLASSIFICATION	AADT	SPEED	OWNERSHIP	METHOD FOR SITE SELECTION	SHSP EMPHASIS AREA	SHSP STRATEGY
443877-1	Intersection traffic control	Intersection traffic control - other			\$144325	\$144325	HSIP (23 U.S.C. 148)			0		State Highway Agency	Systemic	Intersections	Engineering
443921-1	Roadway	Roadway - other			\$35074	\$35074	HSIP (23 U.S.C. 148)			0		State Highway Agency	Benefit-cost ratio, net present value, or similar	Lane Departure	Engineering
443932-1	Roadway	Roadway - other			\$92283	\$92283	HSIP (23 U.S.C. 148)			0		State Highway Agency	Benefit-cost ratio, net present value, or similar	Lane Departure	Engineering
443932-2	Intersection traffic control	Intersection traffic control - other			\$4658	\$4658	HSIP (23 U.S.C. 148)			0		State Highway Agency	Systemic	Intersections	Engineering
443932-2	Intersection traffic control	Intersection traffic control - other			\$147535	\$147535	HSIP (23 U.S.C. 148)			0		State Highway Agency	Systemic	Intersections	Engineering
444020-1	Roadway	Roadway - other			\$0	\$0	HSIP (23 U.S.C. 148)			0		State Highway Agency	Benefit-cost ratio, net present value, or similar	Multiple	Engineering
444020-1	Roadway	Roadway - other			\$148792	\$148792	HSIP (23 U.S.C. 148)			0		State Highway Agency	Benefit-cost ratio, net present value, or similar	Multiple	Engineering
444030-2	Roadway delineation	Roadway delineation - other			\$1729	\$1729	HSIP (23 U.S.C. 148)			0		Other Local Agency	Systemic	Lane Departure	Engineering
444030-2	Roadway delineation	Roadway delineation - other			\$125539	\$125539	HSIP (23 U.S.C. 148)			0		Other Local Agency	Systemic	Lane Departure	Engineering
444034-1	Lighting	Lighting - other			\$398	\$398	HSIP (23 U.S.C. 148)			0		Other Local Agency	Systemic	Multiple	Engineering
444034-1	Lighting	Lighting - other			\$85360	\$85360	HSIP (23 U.S.C. 148)			0		Other Local Agency	Systemic	Multiple	Engineering
444038-1	Lighting	Lighting - other			\$71	\$71	HSIP (23 U.S.C. 148)			0		State Highway Agency	Systemic	Multiple	Engineering

2022 Florida Highway Safety Improvement Program

PROJECT NAME	IMPROVEMENT CATEGORY	SUBCATEGORY	OUTPUTS	OUTPUT TYPE	HSIP PROJECT COST(\$)	TOTAL PROJECT COST(\$)	FUNDING CATEGORY	LAND USE/AREA TYPE	FUNCTIONAL CLASSIFICATION	AADT	SPEED	OWNERSHIP	METHOD FOR SITE SELECTION	SHSP EMPHASIS AREA	SHSP STRATEGY
444038-1	Lighting	Lighting - other			\$90854	\$90854	HSIP (23 U.S.C. 148)			0		State Highway Agency	Systemic	Multiple	Engineering
444039-1	Intersection geometry	Intersection geometry - other			\$3496	\$3496	HSIP (23 U.S.C. 148)			0		State Highway Agency	Benefit-cost ratio, net present value, or similar	Intersections	Engineering
444043-1	Shoulder treatments	Shoulder treatments - other			\$70755	\$70755	HSIP (23 U.S.C. 148)			0		State Highway Agency	Benefit-cost ratio, net present value, or similar	Lane Departure	Engineering
444045-1	Roadway	Roadway - other			\$7776	\$7776	HSIP (23 U.S.C. 148)			0		State Highway Agency	Benefit-cost ratio, net present value, or similar	Multiple	Engineering
444046-1	Roadway	Roadway - other			\$1615	\$1615	HSIP (23 U.S.C. 148)			0		State Highway Agency	Benefit-cost ratio, net present value, or similar	Lane Departure	Engineering
444219-1	Pedestrians and bicyclists	Install sidewalk			\$832	\$832	HSIP (23 U.S.C. 148)			0		Other Local Agency	Benefit-cost ratio, net present value, or similar	Pedestrians and bicyclists	Engineering
444219-1	Pedestrians and bicyclists	Install sidewalk			\$336350	\$336350	HSIP (23 U.S.C. 148)			0		Other Local Agency	Benefit-cost ratio, net present value, or similar	Pedestrians and bicyclists	Engineering
444220-1	Pedestrians and bicyclists	Install sidewalk			\$5776	\$5776	HSIP (23 U.S.C. 148)			0		State Highway Agency	Benefit-cost ratio, net present value, or similar	Pedestrians and bicyclists	Engineering
444220-2	Pedestrians and bicyclists	Install sidewalk			\$8259	\$8259	HSIP (23 U.S.C. 148)			0		Other Local Agency	Benefit-cost ratio, net present value, or similar	Pedestrians and bicyclists	Engineering
444237-1	Pedestrians and bicyclists	Install sidewalk			\$2268	\$2268	HSIP (23 U.S.C. 148)			0		Other Local Agency	Benefit-cost ratio, net present	Pedestrians and bicyclists	Engineering

2022 Florida Highway Safety Improvement Program

PROJECT NAME	IMPROVEMENT CATEGORY	SUBCATEGORY	OUTPUTS	OUTPUT TYPE	HSIP PROJECT COST(\$)	TOTAL PROJECT COST(\$)	FUNDING CATEGORY	LAND USE/AREA TYPE	FUNCTIONAL CLASSIFICATION	AADT	SPEED	OWNERSHIP	METHOD FOR SITE SELECTION	SHSP EMPHASIS AREA	SHSP STRATEGY
													value, or similar		
444240-1	Pedestrians and bicyclists	Install sidewalk			\$2003	\$2003	HSIP (23 U.S.C. 148)			0		Other Local Agency	Benefit-cost ratio, net present value, or similar	Pedestrians and bicyclists	Engineering
444273-1	Pedestrians and bicyclists	Pedestrians and bicyclists – other			\$296300	\$296300	HSIP (23 U.S.C. 148)			0		Other Local Agency	Benefit-cost ratio, net present value, or similar	Pedestrians and bicyclists	Engineering
444295-1	Pedestrians and bicyclists	Install sidewalk			\$56267	\$56267	HSIP (23 U.S.C. 148)			0		Other Local Agency	Benefit-cost ratio, net present value, or similar	Pedestrians and bicyclists	Engineering
445167-1	Lighting	Intersection lighting			\$267031	\$267031	HSIP (23 U.S.C. 148)			0		State Highway Agency	Systemic	Intersections	Engineering
445167-1	Lighting	Intersection lighting			\$50367	\$50367	HSIP (23 U.S.C. 148)			0		State Highway Agency	Systemic	Intersections	Engineering
445168-1	Lighting	Intersection lighting			\$3341	\$3341	HSIP (23 U.S.C. 148)			0		State Highway Agency	Systemic	Intersections	Engineering
445168-1	Lighting	Intersection lighting			\$199482	\$199482	HSIP (23 U.S.C. 148)			0		State Highway Agency	Systemic	Intersections	Engineering
445168-1	Lighting	Intersection lighting			\$37775	\$37775	HSIP (23 U.S.C. 148)			0		State Highway Agency	Systemic	Intersections	Engineering
445540-1	Intersection geometry	Intersection geometry - other			\$180121	\$180121	HSIP (23 U.S.C. 148)			0		State Highway Agency	Benefit-cost ratio, net present value, or similar	Intersections	Engineering
445561-1	Pedestrians and bicyclists	Pedestrians and bicyclists – other			\$10473	\$10473	HSIP (23 U.S.C. 148)			0		State Highway Agency	Benefit-cost ratio, net present value, or similar	Pedestrians and bicyclists	Engineering

2022 Florida Highway Safety Improvement Program

PROJECT NAME	IMPROVEMENT CATEGORY	SUBCATEGORY	OUTPUTS	OUTPUT TYPE	HSIP PROJECT COST(\$)	TOTAL PROJECT COST(\$)	FUNDING CATEGORY	LAND USE/AREA TYPE	FUNCTIONAL CLASSIFICATION	AADT	SPEED	OWNERSHIP	METHOD FOR SITE SELECTION	SHSP EMPHASIS AREA	SHSP STRATEGY
445561-1	Pedestrians and bicyclists	Pedestrians and bicyclists – other			\$107811	\$107811	HSIP (23 U.S.C. 148)			0		State Highway Agency	Benefit-cost ratio, net present value, or similar	Pedestrians and bicyclists	Engineering
445562-1	Intersection traffic control	Intersection traffic control - other			\$355082	\$355082	HSIP (23 U.S.C. 148)			0		Other Local Agency	Systemic	Intersections	Engineering
445562-1	Intersection traffic control	Intersection traffic control - other			\$35000	\$35000	HSIP (23 U.S.C. 148)			0		Other Local Agency	Systemic	Intersections	Engineering
445565-1	Lighting	Lighting - other			\$16281	\$16281	HSIP (23 U.S.C. 148)			0		State Highway Agency	Systemic	Multiple	Engineering
445565-1	Lighting	Lighting - other			\$549871	\$549871	HSIP (23 U.S.C. 148)			0		State Highway Agency	Systemic	Multiple	Engineering
445576-1	Lighting	Intersection lighting			\$1245	\$1245	HSIP (23 U.S.C. 148)			0		State Highway Agency	Systemic	Intersections	Engineering
445576-1	Lighting	Intersection lighting			\$125594	\$125594	HSIP (23 U.S.C. 148)			0		State Highway Agency	Systemic	Intersections	Engineering
445589-1	Lighting	Intersection lighting			\$13148	\$13148	HSIP (23 U.S.C. 148)			0		State Highway Agency	Systemic	Intersections	Engineering
445589-1	Lighting	Intersection lighting			\$505687	\$505687	HSIP (23 U.S.C. 148)			0		State Highway Agency	Systemic	Intersections	Engineering
445594-1	Lighting	Continuous roadway lighting			\$615	\$615	HSIP (23 U.S.C. 148)			0		State Highway Agency	Systemic	Lane Departure	Engineering
445594-1	Lighting	Continuous roadway lighting			\$81214	\$81214	HSIP (23 U.S.C. 148)			0		State Highway Agency	Systemic	Lane Departure	Engineering
445595-1	Lighting	Intersection lighting			\$409	\$409	HSIP (23 U.S.C. 148)			0		State Highway Agency	Systemic	Intersections	Engineering
445595-1	Lighting	Intersection lighting			\$38640	\$38640	HSIP (23 U.S.C. 148)			0		State Highway Agency	Systemic	Intersections	Engineering

2022 Florida Highway Safety Improvement Program

PROJECT NAME	IMPROVEMENT CATEGORY	SUBCATEGORY	OUTPUTS	OUTPUT TYPE	HSIP PROJECT COST(\$)	TOTAL PROJECT COST(\$)	FUNDING CATEGORY	LAND USE/AREA TYPE	FUNCTIONAL CLASSIFICATION	AADT	SPEED	OWNERSHIP	METHOD FOR SITE SELECTION	SHSP EMPHASIS AREA	SHSP STRATEGY
445599-1	Lighting	Lighting - other			\$334	\$334	HSIP (23 U.S.C. 148)			0		State Highway Agency	Systemic	Multiple	Engineering
445599-1	Lighting	Lighting - other			\$135085	\$135085	HSIP (23 U.S.C. 148)			0		State Highway Agency	Systemic	Multiple	Engineering
445600-1	Lighting	Lighting - other			\$221	\$221	HSIP (23 U.S.C. 148)			0		State Highway Agency	Systemic	Multiple	Engineering
445600-1	Lighting	Lighting - other			\$92739	\$92739	HSIP (23 U.S.C. 148)			0		State Highway Agency	Systemic	Multiple	Engineering
445602-1	Intersection traffic control	Intersection traffic control - other			\$797	\$797	HSIP (23 U.S.C. 148)			0		State Highway Agency	Systemic	Intersections	Engineering
445602-1	Intersection traffic control	Intersection traffic control - other			\$258603	\$258603	HSIP (23 U.S.C. 148)			0		State Highway Agency	Systemic	Intersections	Engineering
445603-1	Roadway	Roadway - other			\$757	\$757	HSIP (23 U.S.C. 148)			0		State Highway Agency	Benefit-cost ratio, net present value, or similar	Multiple	Engineering
445603-1	Roadway	Roadway - other			\$94980	\$94980	HSIP (23 U.S.C. 148)			0		State Highway Agency	Benefit-cost ratio, net present value, or similar	Multiple	Engineering
445625-1	Lighting	Intersection lighting			\$192483	\$192483	HSIP (23 U.S.C. 148)			0		State Highway Agency	Systemic	Intersections	Engineering
445628-1	Lighting	Lighting - other			\$151774	\$151774	HSIP (23 U.S.C. 148)			0		State Highway Agency	Systemic	Multiple	Engineering
445656-1	Roadway	Roadway - other			\$1288	\$1288	HSIP (23 U.S.C. 148)			0		State Highway Agency	Benefit-cost ratio, net present value, or similar	Lane Departure	Engineering
445656-1	Roadway	Roadway - other			\$183979	\$183979	HSIP (23 U.S.C. 148)			0		State Highway Agency	Benefit-cost ratio, net present value, or similar	Lane Departure	Engineering

2022 Florida Highway Safety Improvement Program

PROJECT NAME	IMPROVEMENT CATEGORY	SUBCATEGORY	OUTPUTS	OUTPUT TYPE	HSIP PROJECT COST(\$)	TOTAL PROJECT COST(\$)	FUNDING CATEGORY	LAND USE/AREA TYPE	FUNCTIONAL CLASSIFICATION	AADT	SPEED	OWNERSHIP	METHOD FOR SITE SELECTION	SHSP EMPHASIS AREA	SHSP STRATEGY
445657-1	Roadway	Roadway - other			\$1288	\$1288	HSIP (23 U.S.C. 148)			0		State Highway Agency	Benefit-cost ratio, net present value, or similar	Multiple	Engineering
445657-1	Roadway	Roadway - other			\$154525	\$154525	HSIP (23 U.S.C. 148)			0		State Highway Agency	Benefit-cost ratio, net present value, or similar	Multiple	Engineering
445671-1	Intersection traffic control	Intersection traffic control - other			\$709775	\$709775	HSIP (23 U.S.C. 148)			0		State Highway Agency	Systemic	Intersections	Engineering
445671-1	Intersection traffic control	Intersection traffic control - other			\$1614	\$1614	HSIP (23 U.S.C. 148)			0		State Highway Agency	Systemic	Intersections	Engineering
445671-1	Intersection traffic control	Intersection traffic control - other			\$23704	\$23704	HSIP (23 U.S.C. 148)			0		State Highway Agency	Systemic	Intersections	Engineering
445685-1	Intersection geometry	Intersection geometry - other			\$111116	\$111116	HSIP (23 U.S.C. 148)			0		State Highway Agency	Benefit-cost ratio, net present value, or similar	Intersections	Engineering
445687-1	Pedestrians and bicyclists	Pedestrians and bicyclists – other			\$6932	\$6932	HSIP (23 U.S.C. 148)			0		State Highway Agency	Benefit-cost ratio, net present value, or similar	Pedestrians and bicyclists	Engineering
445687-1	Pedestrians and bicyclists	Pedestrians and bicyclists – other			\$150000	\$150000	HSIP (23 U.S.C. 148)			0		State Highway Agency	Benefit-cost ratio, net present value, or similar	Pedestrians and bicyclists	Engineering
445689-1	Access management	Access management - other			\$8000	\$8000	HSIP (23 U.S.C. 148)			0		State Highway Agency	Benefit-cost ratio, net present value, or similar	Intersections	Engineering
445689-1	Access management	Access management - other			\$658529	\$658529	HSIP (23 U.S.C. 148)			0		State Highway Agency	Benefit-cost ratio, net present value, or similar	Intersections	Engineering

2022 Florida Highway Safety Improvement Program

PROJECT NAME	IMPROVEMENT CATEGORY	SUBCATEGORY	OUTPUTS	OUTPUT TYPE	HSIP PROJECT COST(\$)	TOTAL PROJECT COST(\$)	FUNDING CATEGORY	LAND USE/AREA TYPE	FUNCTIONAL CLASSIFICATION	AADT	SPEED	OWNERSHIP	METHOD FOR SITE SELECTION	SHSP EMPHASIS AREA	SHSP STRATEGY
445690-1	Roadway	Roadway - other			\$206521	\$206521	HSIP (23 U.S.C. 148)			0		State Highway Agency	Benefit-cost ratio, net present value, or similar	Multiple	Engineering
445691-1	Intersection traffic control	Intersection traffic control - other			\$9000	\$9000	HSIP (23 U.S.C. 148)			0		State Highway Agency	Systemic	Intersections	Engineering
445691-1	Intersection traffic control	Intersection traffic control - other			\$300000	\$300000	HSIP (23 U.S.C. 148)			0		State Highway Agency	Systemic	Intersections	Engineering
445697-1	Roadway delineation	Roadway delineation - other			\$1103	\$1103	HSIP (23 U.S.C. 148)			0		State Highway Agency	Systemic	Lane Departure	Engineering
445707-1	Intersection traffic control	Intersection traffic control - other			\$3033	\$3033	HSIP (23 U.S.C. 148)			0		State Highway Agency	Systemic	Intersections	Engineering
445709-1	Roadway	Roadway - other			\$10000	\$10000	HSIP (23 U.S.C. 148)			0		State Highway Agency	Benefit-cost ratio, net present value, or similar	Multiple	Engineering
445709-1	Roadway	Roadway - other			\$164997	\$164997	HSIP (23 U.S.C. 148)			0		State Highway Agency	Benefit-cost ratio, net present value, or similar	Multiple	Engineering
445716-1	Access management	Access management - other			\$8702	\$8702	HSIP (23 U.S.C. 148)			0		State Highway Agency	Benefit-cost ratio, net present value, or similar	Intersections	Engineering
445716-1	Access management	Access management - other			\$600000	\$600000	HSIP (23 U.S.C. 148)			0		State Highway Agency	Benefit-cost ratio, net present value, or similar	Intersections	Engineering
445719-1	Lighting	Intersection lighting			\$199954	\$199954	HSIP (23 U.S.C. 148)			0		State Highway Agency	Systemic	Intersections	Engineering
445745-1	Intersection geometry	Intersection geometry - other			\$120354	\$120354	HSIP (23 U.S.C. 148)			0		Other Local Agency	Benefit-cost ratio, net present value, or similar	Intersections	Engineering

2022 Florida Highway Safety Improvement Program

PROJECT NAME	IMPROVEMENT CATEGORY	SUBCATEGORY	OUTPUTS	OUTPUT TYPE	HSIP PROJECT COST(\$)	TOTAL PROJECT COST(\$)	FUNDING CATEGORY	LAND USE/AREA TYPE	FUNCTIONAL CLASSIFICATION	AADT	SPEED	OWNERSHIP	METHOD FOR SITE SELECTION	SHSP EMPHASIS AREA	SHSP STRATEGY
445746-1	Intersection geometry	Intersection geometry - other			\$189109	\$189109	HSIP (23 U.S.C. 148)			0		State Highway Agency	Benefit-cost ratio, net present value, or similar	Intersections	Engineering
445747-1	Intersection geometry	Intersection geometry - other			\$153875	\$153875	HSIP (23 U.S.C. 148)			0		State Highway Agency	Benefit-cost ratio, net present value, or similar	Intersections	Engineering
445800-1	Intersection traffic control	Intersection traffic control - other			\$10000	\$10000	HSIP (23 U.S.C. 148)			0		State Highway Agency	Systemic	Intersections	Engineering
445800-1	Intersection traffic control	Intersection traffic control - other			\$198019	\$198019	HSIP (23 U.S.C. 148)			0		State Highway Agency	Systemic	Intersections	Engineering
445813-1	Intersection traffic control	Intersection traffic control - other			\$1500	\$1500	HSIP (23 U.S.C. 148)			0		State Highway Agency	Systemic	Intersections	Engineering
445835-1	Intersection traffic control	Intersection traffic control - other			\$3242	\$3242	HSIP (23 U.S.C. 148)			0		State Highway Agency	Systemic	Intersections	Engineering
445835-1	Intersection traffic control	Intersection traffic control - other			\$63414	\$63414	HSIP (23 U.S.C. 148)			0		State Highway Agency	Systemic	Intersections	Engineering
445855-1	Intersection traffic control	Intersection traffic control - other			\$3042	\$3042	HSIP (23 U.S.C. 148)			0		State Highway Agency	Systemic	Intersections	Engineering
445855-1	Intersection traffic control	Intersection traffic control - other			\$287330	\$287330	HSIP (23 U.S.C. 148)			0		State Highway Agency	Systemic	Intersections	Engineering
445867-1	Roadway	Roadway - other			\$3714	\$3714	HSIP (23 U.S.C. 148)			0		State Highway Agency	Benefit-cost ratio, net present value, or similar	Multiple	Engineering
445867-1	Roadway	Roadway - other			\$200000	\$200000	HSIP (23 U.S.C. 148)			0		State Highway Agency	Benefit-cost ratio, net present value, or similar	Multiple	Engineering
446036-1	Lighting	Intersection lighting			\$55996	\$55996	HSIP (23 U.S.C. 148)			0		State Highway Agency	Systemic	Intersections	Engineering

2022 Florida Highway Safety Improvement Program

PROJECT NAME	IMPROVEMENT CATEGORY	SUBCATEGORY	OUTPUTS	OUTPUT TYPE	HSIP PROJECT COST(\$)	TOTAL PROJECT COST(\$)	FUNDING CATEGORY	LAND USE/AREA TYPE	FUNCTIONAL CLASSIFICATION	AADT	SPEED	OWNERSHIP	METHOD FOR SITE SELECTION	SHSP EMPHASIS AREA	SHSP STRATEGY
446036-2	Lighting	Intersection lighting			\$63997	\$63997	HSIP (23 U.S.C. 148)			0		State Highway Agency	Systemic	Intersections	Engineering
446046-1	Roadway	Roadway - other			\$470516	\$470516	HSIP (23 U.S.C. 148)			0		State Highway Agency	Benefit-cost ratio, net present value, or similar	Lane Departure	Engineering
446141-1	Advanced technology and ITS	Advanced technology and ITS - other			\$133359	\$133359	HSIP (23 U.S.C. 148)			0		State Highway Agency	Benefit-cost ratio, net present value, or similar	Intersections	Engineering
446159-2	Intersection traffic control	Intersection traffic control - other			\$663294	\$663294	HSIP (23 U.S.C. 148)			0		State Highway Agency	Systemic	Intersections	Engineering
446240-1	Intersection traffic control	Intersection traffic control - other			\$1115	\$1115	HSIP (23 U.S.C. 148)			0		State Highway Agency	Systemic	Intersections	Engineering
446240-1	Intersection traffic control	Intersection traffic control - other			\$52	\$52	HSIP (23 U.S.C. 148)			0		State Highway Agency	Systemic	Intersections	Engineering
446240-1	Intersection traffic control	Intersection traffic control - other			\$114175	\$114175	HSIP (23 U.S.C. 148)			0		State Highway Agency	Systemic	Intersections	Engineering
446240-2	Intersection traffic control	Intersection traffic control - other			\$21168	\$21168	HSIP (23 U.S.C. 148)			0		State Highway Agency	Systemic	Intersections	Engineering
446240-2	Intersection traffic control	Intersection traffic control - other			\$127382	\$127382	HSIP (23 U.S.C. 148)			0		State Highway Agency	Systemic	Intersections	Engineering
446698-2	Miscellaneous	Data analysis			\$45302	\$45302	HSIP (23 U.S.C. 148)			0		State Highway Agency	Benefit-cost ratio, net present value, or similar	Multiple	Engineering
446954-1	Access management	Access management - other			\$80000	\$80000	HSIP (23 U.S.C. 148)			0		State Highway Agency	Benefit-cost ratio, net present value, or similar	Multiple	Engineering
446996-1	Lighting	Lighting - other			\$90	\$90	HSIP (23 U.S.C. 148)			0		State Highway Agency	Systemic	Multiple	Engineering

2022 Florida Highway Safety Improvement Program

PROJECT NAME	IMPROVEMENT CATEGORY	SUBCATEGORY	OUTPUTS	OUTPUT TYPE	HSIP PROJECT COST(\$)	TOTAL PROJECT COST(\$)	FUNDING CATEGORY	LAND USE/AREA TYPE	FUNCTIONAL CLASSIFICATION	AADT	SPEED	OWNERSHIP	METHOD FOR SITE SELECTION	SHSP EMPHASIS AREA	SHSP STRATEGY
446996-1	Lighting	Lighting - other			\$393211	\$393211	HSIP (23 U.S.C. 148)			0		State Highway Agency	Systemic	Multiple	Engineering
446996-1	Lighting	Lighting - other			\$6000	\$6000	HSIP (23 U.S.C. 148)			0		State Highway Agency	Systemic	Multiple	Engineering
446996-1	Lighting	Lighting - other			\$10331	\$10331	HSIP (23 U.S.C. 148)			0		State Highway Agency	Systemic	Multiple	Engineering
446997-1	Lighting	Lighting - other			\$244037	\$244037	HSIP (23 U.S.C. 148)			0		State Highway Agency	Systemic	Multiple	Engineering
446997-1	Lighting	Lighting - other			\$3000	\$3000	HSIP (23 U.S.C. 148)			0		State Highway Agency	Systemic	Multiple	Engineering
446998-1	Lighting	Lighting - other			\$30	\$30	HSIP (23 U.S.C. 148)			0		State Highway Agency	Systemic	Multiple	Engineering
446998-1	Lighting	Lighting - other			\$394343	\$394343	HSIP (23 U.S.C. 148)			0		State Highway Agency	Systemic	Multiple	Engineering
446998-1	Lighting	Lighting - other			\$9958	\$9958	HSIP (23 U.S.C. 148)			0		State Highway Agency	Systemic	Multiple	Engineering
446999-1	Lighting	Lighting - other			\$296789	\$296789	HSIP (23 U.S.C. 148)			0		State Highway Agency	Systemic	Multiple	Engineering
446999-1	Lighting	Lighting - other			\$3000	\$3000	HSIP (23 U.S.C. 148)			0		State Highway Agency	Systemic	Multiple	Engineering
446999-1	Lighting	Lighting - other			\$6661	\$6661	HSIP (23 U.S.C. 148)			0		State Highway Agency	Systemic	Multiple	Engineering
447000-1	Lighting	Lighting - other			\$297888	\$297888	HSIP (23 U.S.C. 148)			0		State Highway Agency	Systemic	Multiple	Engineering
447000-1	Lighting	Lighting - other			\$3000	\$3000	HSIP (23 U.S.C. 148)			0		State Highway Agency	Systemic	Multiple	Engineering
447000-1	Lighting	Lighting - other			\$6321	\$6321	HSIP (23 U.S.C. 148)			0		State Highway Agency	Systemic	Multiple	Engineering

2022 Florida Highway Safety Improvement Program

PROJECT NAME	IMPROVEMENT CATEGORY	SUBCATEGORY	OUTPUTS	OUTPUT TYPE	HSIP PROJECT COST(\$)	TOTAL PROJECT COST(\$)	FUNDING CATEGORY	LAND USE/AREA TYPE	FUNCTIONAL CLASSIFICATION	AADT	SPEED	OWNERSHIP	METHOD FOR SITE SELECTION	SHSP EMPHASIS AREA	SHSP STRATEGY
447001-1	Lighting	Intersection lighting			\$368703	\$368703	HSIP (23 U.S.C. 148)			0		State Highway Agency	Systemic	Intersections	Engineering
447001-1	Lighting	Intersection lighting			\$9958	\$9958	HSIP (23 U.S.C. 148)			0		State Highway Agency	Systemic	Intersections	Engineering
447002-1	Lighting	Intersection lighting			\$31756	\$31756	HSIP (23 U.S.C. 148)			0		State Highway Agency	Systemic	Intersections	Engineering
447002-1	Lighting	Intersection lighting			\$39999	\$39999	HSIP (23 U.S.C. 148)			0		State Highway Agency	Systemic	Intersections	Engineering
447003-1	Lighting	Intersection lighting			\$138509	\$138509	HSIP (23 U.S.C. 148)			0		State Highway Agency	Systemic	Intersections	Engineering
447042-1	Lighting	Intersection lighting			\$14467	\$14467	HSIP (23 U.S.C. 148)			0		State Highway Agency	Systemic	Intersections	Engineering
447145-1	Lighting	Lighting - other			\$25	\$25	HSIP (23 U.S.C. 148)			0		State Highway Agency	Systemic	Multiple	Engineering
447543-1	Lighting	Intersection lighting			\$134	\$134	HSIP (23 U.S.C. 148)			0		State Highway Agency	Systemic	Intersections	Engineering
447543-1	Lighting	Intersection lighting			\$164309	\$164309	HSIP (23 U.S.C. 148)			0		State Highway Agency	Systemic	Intersections	Engineering
447554-1	Lighting	Intersection lighting			\$201519	\$201519	HSIP (23 U.S.C. 148)			0		State Highway Agency	Systemic	Intersections	Engineering
447574-1	Intersection traffic control	Intersection traffic control - other			\$134496	\$134496	HSIP (23 U.S.C. 148)			0		State Highway Agency	Systemic	Intersections	Engineering
447845-1	Lighting	Lighting - other			\$2390	\$2390	HSIP (23 U.S.C. 148)			0		State Highway Agency	Systemic	Pedestrians and bicyclists	Engineering
447845-1	Lighting	Lighting - other			\$112990	\$112990	HSIP (23 U.S.C. 148)			0		State Highway Agency	Systemic	Pedestrians and bicyclists	Engineering
447845-2	Lighting	Lighting - other			\$549	\$549	HSIP (23 U.S.C. 148)			0		State Highway Agency	Systemic	Multiple	Engineering

2022 Florida Highway Safety Improvement Program

PROJECT NAME	IMPROVEMENT CATEGORY	SUBCATEGORY	OUTPUTS	OUTPUT TYPE	HSIP PROJECT COST(\$)	TOTAL PROJECT COST(\$)	FUNDING CATEGORY	LAND USE/AREA TYPE	FUNCTIONAL CLASSIFICATION	AADT	SPEED	OWNERSHIP	METHOD FOR SITE SELECTION	SHSP EMPHASIS AREA	SHSP STRATEGY
447845-2	Lighting	Lighting - other			\$108708	\$108708	HSIP (23 U.S.C. 148)			0		State Highway Agency	Systemic	Multiple	Engineering
447854-1	Roadway	Roadway - other			\$389	\$389	HSIP (23 U.S.C. 148)			0		State Highway Agency	Benefit-cost ratio, net present value, or similar	Multiple	Engineering
447871-1	Intersection traffic control	Intersection traffic control - other			\$374001	\$374001	HSIP (23 U.S.C. 148)			0		State Highway Agency	Systemic	Intersections	Engineering
447883-1	Access management	Access management - other			\$584	\$584	HSIP (23 U.S.C. 148)			0		State Highway Agency	Benefit-cost ratio, net present value, or similar	Multiple	Engineering
448390-1	Pedestrians and bicyclists	Pedestrians and bicyclists – other			\$3482	\$3482	HSIP (23 U.S.C. 148)			0		State Highway Agency	Benefit-cost ratio, net present value, or similar	Pedestrians and bicyclists	Engineering
448390-1	Pedestrians and bicyclists	Pedestrians and bicyclists – other			\$820063	\$820063	HSIP (23 U.S.C. 148)			0		State Highway Agency	Benefit-cost ratio, net present value, or similar	Pedestrians and bicyclists	Engineering
448943-1	Miscellaneous	Data analysis			\$89293	\$89293	HSIP (23 U.S.C. 148)			0		State Highway Agency	Benefit-cost ratio, net present value, or similar	Multiple	Engineering
448944-1	Miscellaneous	Transportation safety planning			\$175000	\$175000	HSIP (23 U.S.C. 148)			0		State Highway Agency	Benefit-cost ratio, net present value, or similar	Multiple	Engineering
448945-1	Miscellaneous	Training and workforce development			\$313596	\$313596	HSIP (23 U.S.C. 148)			0		State Highway Agency	Benefit-cost ratio, net present value, or similar	Multiple	Engineering
448958-1	Miscellaneous	Data analysis			\$68837	\$68837	HSIP (23 U.S.C. 148)			0		State Highway Agency	Benefit-cost ratio, net present value, or similar	Intersections	Engineering

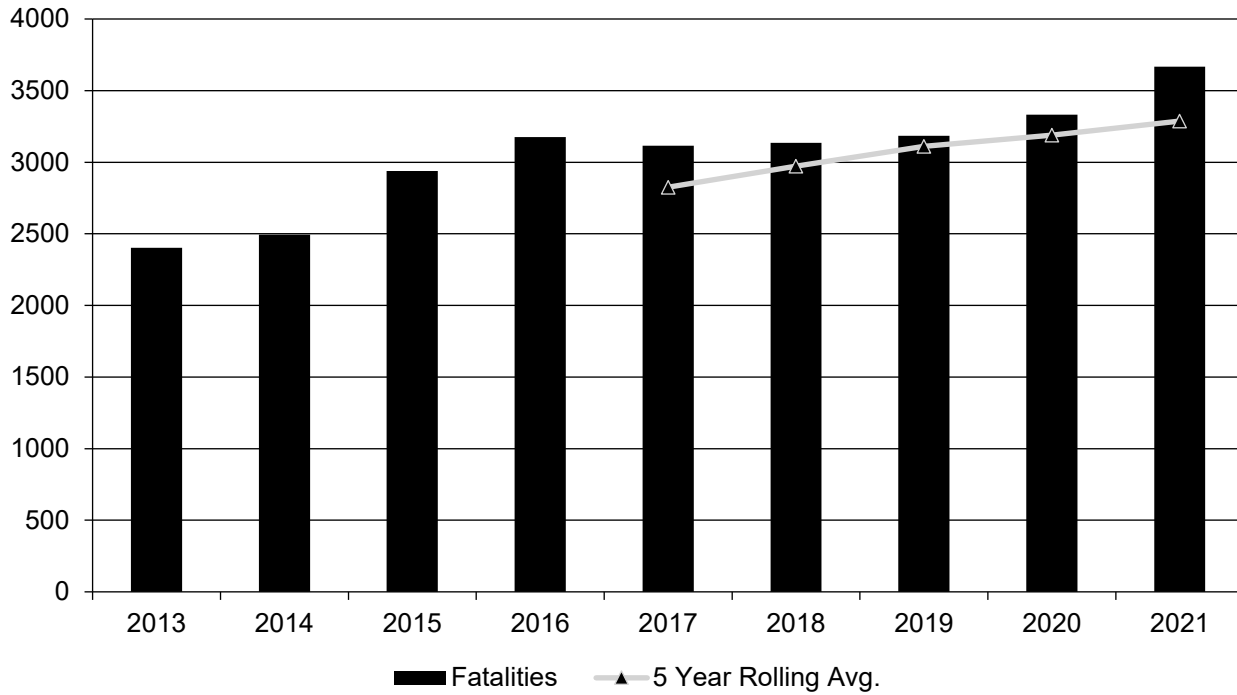
Safety Performance

General Highway Safety Trends

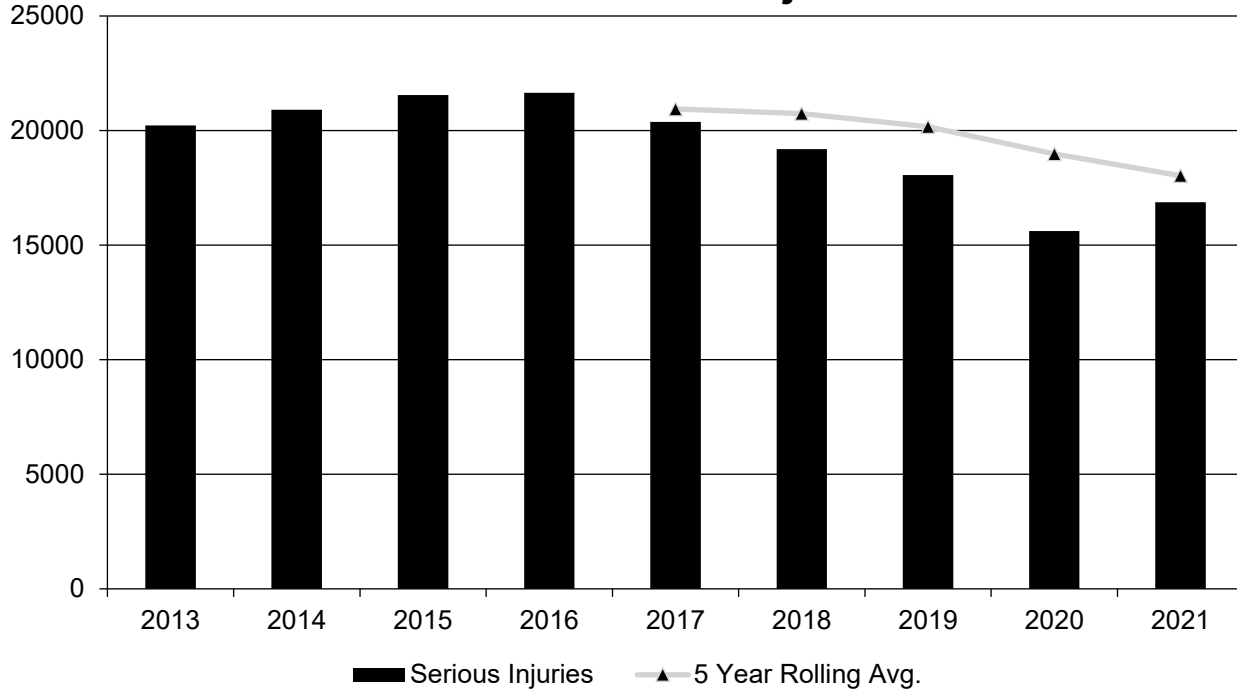
Present data showing the general highway safety trends in the State for the past five years.

PERFORMANCE MEASURES	2013	2014	2015	2016	2017	2018	2019	2020	2021
Fatalities	2,402	2,494	2,939	3,176	3,116	3,135	3,185	3,332	3,668
Serious Injuries	20,226	20,912	21,551	21,645	20,380	19,196	18,063	15,614	16,878
Fatality rate (per HMVMT)	1.246	1.241	1.422	1.480	1.424	1.413	1.411	1.605	1.635
Serious injury rate (per HMVMT)	10.496	10.404	10.426	10.084	9.313	8.654	8.002	7.521	7.522
Number non-motorized fatalities	633	741	785	807	787	880	890	884	1,015
Number of non-motorized serious injuries	2,514	2,563	2,596	2,523	2,414	2,381	2,298	2,024	2,234

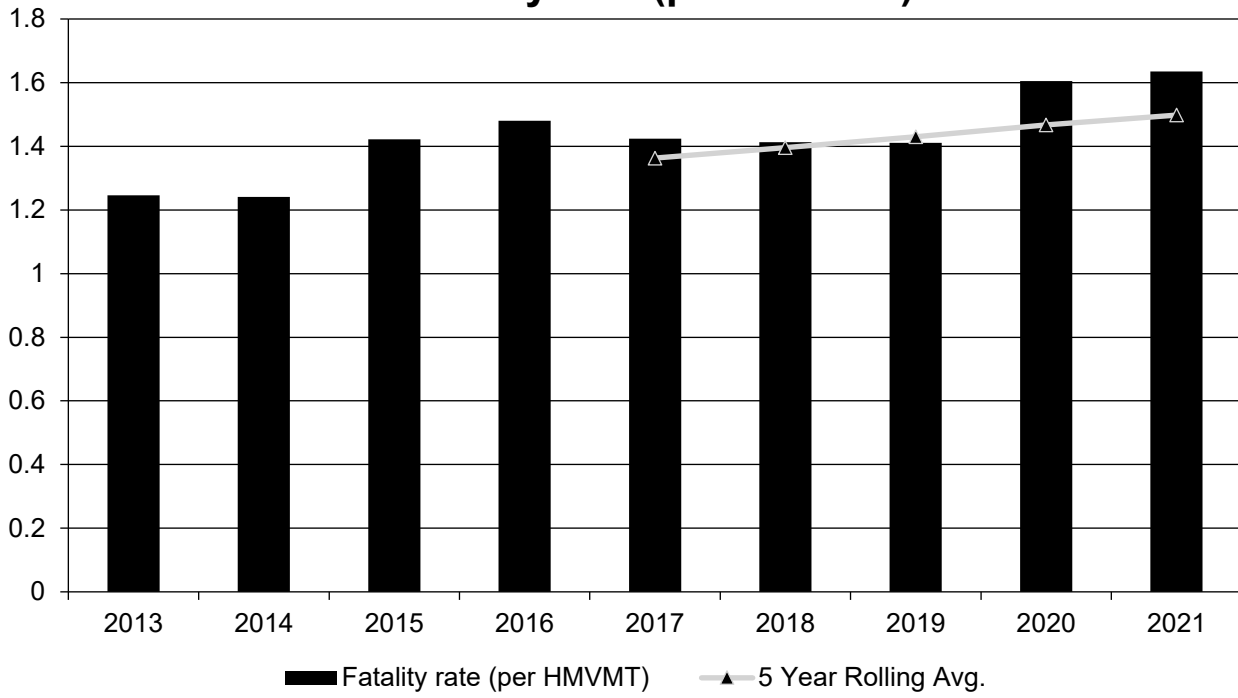
Annual Fatalities



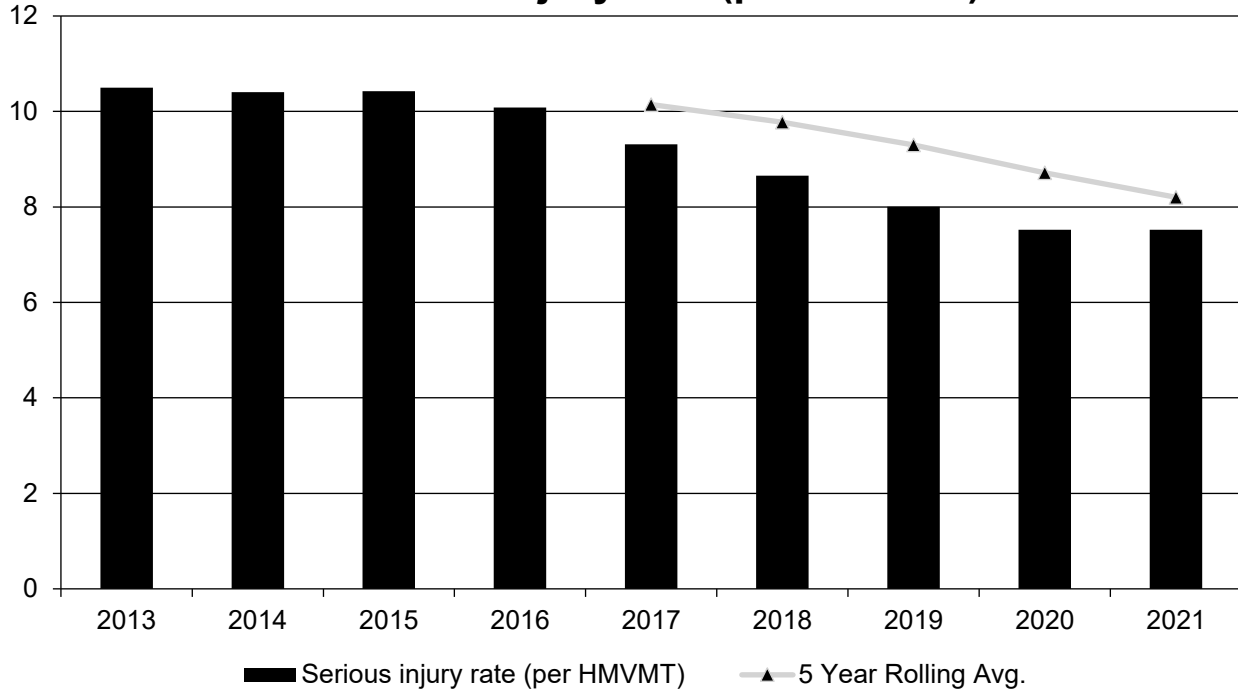
Annual Serious Injuries



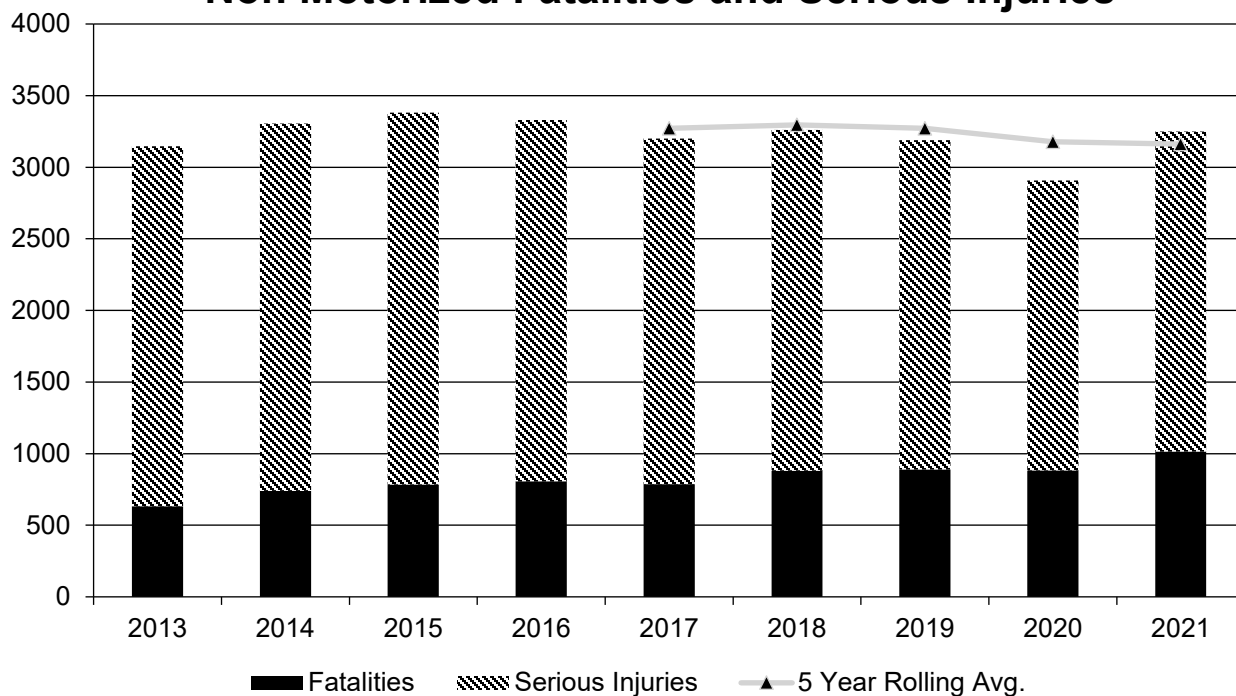
Fatality rate (per HMVMT)



Serious injury rate (per HMVMT)



Non Motorized Fatalities and Serious Injuries



Performance measures for 2021 are preliminary. Prior to the reporting August 31st deadline, neither official crash records from FLHSMV for 2021 nor vehicular miles travelled from FDOT for 2021 are finalized.

[Source: Florida Highway Safety Improvement Program Annual Report, 2020]

[Source: Traffic Crash Facts, 2020]

[Source: Florida Crash Dashboard (<https://www.flhsmv.gov/traffic-crash-reports/crash-dashboard/>) by FLHSMV as of 2022-06-21]

[Source: FDOT Public Mileage Report, 2009-2020]

Describe fatality data source.

State Motor Vehicle Crash Database

Florida Highway Safety and Motor Vehicles (FLHSMV) is the official repository of crash records for the State of Florida. FLHSMV supports the state motor vehicle crash database. Access to the data is available through the Traffic Crash Facts annual report or through the Florida Crash Dashboard. FLHSMV reports fatality data to the Fatality Analysis Reporting System (FARS).

[Source: Traffic Crash Facts Annual Report, 2020]

[Source: Florida Crash Dashboard (<https://www.flhsmv.gov/traffic-crash-reports/crash-dashboard/>) as of 2022-06-07]

2022 Florida Highway Safety Improvement Program

To the maximum extent possible, present this data by functional classification and ownership.

Year 2021

Functional Classification	Number of Fatalities (5-yr avg)	Number of Serious Injuries (5-yr avg)	Fatality Rate (per HMVMT) (5-yr avg)	Serious Injury Rate (per HMVMT) (5-yr avg)
Rural Principal Arterial (RPA) - Interstate	99.2	342.6	0.18	0.64
Rural Principal Arterial (RPA) - Other Freeways and Expressways	233.4	705.6	0.54	1.63
Rural Principal Arterial (RPA) - Other	17.6	60.2	0.17	0.56
Rural Minor Arterial	109	282.6	0.59	1.42
Rural Minor Collector	47.6	11.2	0.75	0.14
Rural Major Collector	98.6	47	0.5	0.24
Rural Local Road or Street	196.6	27.6	0.71	0.1
Urban Principal Arterial (UPA) - Interstate	224	1,229.6	0.15	0.82
Urban Principal Arterial (UPA) - Other Freeways and Expressways	99.6	365.8	0.13	0.48
Urban Principal Arterial (UPA) - Other	1,040.8	4,857.8	0.46	2.15
Urban Minor Arterial	603.6	1,318	0.41	0.9
Urban Minor Collector	43.4	6.8	0.23	0.04
Urban Major Collector	236.6	114.8	0.24	0.11
Urban Local Road or Street	179	28.2	0.09	0.02

2022 Florida Highway Safety Improvement Program

Year 2021

Roadways	Number of Fatalities (5-yr avg)	Number of Serious Injuries (5-yr avg)	Fatality Rate (per HMVMT) (5-yr avg)	Serious Injury Rate (per HMVMT) (5-yr avg)
State Highway Agency	2,853.4	9,342	2	6.55
County Highway Agency				
Town or Township Highway Agency				
City or Municipal Highway Agency				
State Park, Forest, or Reservation Agency				
Local Park, Forest or Reservation Agency				
Other State Agency				
Other Local Agency	433.8	8,602.4	0.98	19.39
Private (Other than Railroad)				
Railroad				
State Toll Authority				
Local Toll Authority				
Other Public Instrumentality (e.g. Airport, School, University)				
Indian Tribe Nation				

General highway safety measures are based on crash records from FLHSMV in conjunction with geolocation, linearly referenced data, and vehicle miles travelled from FDOT.

Performance measures for 2021 are preliminary. Prior to the reporting August 31st deadline, neither official crash records from FLHSMV for 2021 nor vehicular miles travelled from FDOT for 2021 are finalized.

[Source: Florida Highway Safety Improvement Program Annual Report, 2021]

[Source: Traffic Crash Facts, 2020]

2022 Florida Highway Safety Improvement Program

[Source: Florida Crash Dashboard (<https://www.flhsmv.gov/traffic-crash-reports/crash-dashboard/>) as of 2022-06-07]

[Source: FDOT Crash Analysis Reporting system, as of 2022-03-21]

[Source: FDOT Public Mileage Report, 2009-2020]

Provide additional discussion related to general highway safety trends.

While 95 percent of Floridians live in urban counties, nearly half of Florida's 67 counties are rural. Florida is committed to reducing crashes on all roadways, from those in congested urban areas to those in rural communities. Safety countermeasures for high risk rural roads are prioritized through collaboration with local governments and, where applicable, MPOs, and support targeted efforts for local road system improvements.

[Source: Florida Strategic Highway Safety Plan, 2021]

Safety Performance Targets

Safety Performance Targets

Calendar Year 2023 Targets *

Number of Fatalities:0.0

Describe the basis for established target, including how it supports SHSP goals.

Target: Florida's target for fatalities is zero in 2023.

Annual Performance Forecast: Based on statistical forecasting, the five-year rolling average for total fatalities on Florida's roads is forecasted as 3,445 in 2023. This forecast was made with historical and current state data from 2005 to 2021 to predict probable outcomes for 2022 and 2023.

Strategy: The data forecast indicates Florida's five-year rolling average for fatalities could slowly trend upward in 2022 and 2023. The FDOT State Safety Office intends to execute the Highway Safety Improvement Program projects to increase preventative applications and countermeasures consistent with traffic safety improvement. While the data forecast indicates Florida's five-year rolling average for fatalities could slowly trend upward in 2022 and 2023, the FDOT State Safety Office expects the projects chosen for funding will mitigate the upward trend to ultimately reduce the number of traffic fatalities.

Justification: Forecasts were made using a three-step analytical approach consisting of exploratory analysis, development of pre-forecast to choose a preferred model for each measure, and development of the final forecast. The exploratory analysis tested multiple independent variables (in addition to the stratification of the dependent safety measure variable into two categories) to assess statistical association. The results showed that fatalities are statistically correlated with VMT, gas consumption, vehicle registration and Florida GDP – with weak to moderate explanatory power. While the exploratory analysis identified correlations with multiple independent variables – the pre-forecasting process indication that most of the independent variables were not useful in estimating future fatalities or serious injuries. An ARIMA model was ultimately chosen which uses past values of the dependent variable as independent variables (e.g., fatalities) and year-to-year difference in the values to forecast future values.

Number of Serious Injuries:0.0

Describe the basis for established target, including how it supports SHSP goals.

Target: Florida's target for serious injuries is zero in 2023.

Annual Performance Forecast: Based on statistical forecasting, the five-year rolling average for total serious injuries on Florida's roads is forecasted as 16,330 in 2023. This forecast was made with historical and current state data from 2005 to 2021 to predict probable outcomes for 2022 and 2023.

Strategy: The data forecast indicates Florida's five-year rolling average for serious injuries could slowly trend downward in 2022 and 2023. The FDOT State Safety Office intends to execute the Highway Safety Improvement Program projects to continue preventative applications and countermeasures consistent with traffic safety improvement. While the data forecast indicates Florida's five-year rolling average for fatalities could trend downward in 2022 and 2023, the FDOT State Safety Office expects the projects chosen for funding will continue the downward trend to ultimately reduce the number of serious injuries.

Justification: Forecasts were made using a three-step analytical approach consisting of exploratory analysis, development of pre-forecast to choose a preferred model for each measure, and development of the final forecast. The exploratory analysis tested multiple independent variables (in addition to the stratification of the dependent safety measure variable into two categories) to assess statistical association. The results showed that fatalities are statistically correlated with VMT, gas consumption, vehicle registration and Florida GDP – with weak to moderate explanatory power. While the exploratory analysis identified correlations with multiple independent variables – the pre-forecasting process indication that most of the independent variables were not useful in estimating future fatalities or serious injuries. An ARIMA model was ultimately chosen which uses past values of the dependent variable as independent variables (e.g., fatalities) and year-to-year difference in the values to forecast future values.

Fatality Rate:0.000

Describe the basis for established target, including how it supports SHSP goals.

Target: Florida's target for fatality rate is zero in 2023.

Annual Performance Forecast: Based on statistical forecasting, the five-year rolling average for fatality rate per 100M VMT on Florida's roads is forecasted as 1.53 in 2023. This forecast was made with historical and current state data from 2005 to 2021 to predict probable outcomes for 2022 and 2023.

Strategy: The data forecast indicates Florida's five-year rolling average for fatality rate could slowly trend upward in 2022 and 2023. The FDOT State Safety Office intends to execute the Highway Safety Improvement Program projects to increase preventative applications and countermeasures consistent with traffic safety improvement. While the data forecast indicates Florida's five-year rolling average for fatality rate could trend upward in 2022 and 2023, the FDOT State Safety Office expects the projects chosen for funding will mitigate the upward trend to ultimately reduce the fatality rate per 100 million VMT.

Justification: Forecasts were made using a three-step analytical approach consisting of exploratory analysis, development of pre-forecast to choose a preferred model for each measure, and development of the final forecast. The exploratory analysis tested multiple independent variables (in addition to the stratification of the dependent safety measure variable into two categories) to assess statistical association. The results showed that fatalities are statistically correlated with VMT, gas consumption, vehicle registration and Florida GDP – with weak to moderate explanatory power. While the exploratory analysis identified correlations with multiple independent variables – the pre-forecasting process indication that most of the independent variables were not useful in estimating future fatalities or serious injuries. An ARIMA model was ultimately chosen which uses

2022 Florida Highway Safety Improvement Program

past values of the dependent variable as independent variables (e.g., fatalities) and year-to-year difference in the values to forecast future values.

Serious Injury Rate:0.000

Describe the basis for established target, including how it supports SHSP goals.

Target: Florida's target for serious injury rate is zero in 2023.

Annual Performance Forecast: Based on statistical forecasting, the five-year rolling average for serious injury rate per 100M VMT on Florida's roads is forecasted as 7.64 in 2023. This forecast was made with historical and current state data from 2005 to 2021 to predict probable outcomes for 2022 and 2023.

Strategy: The data forecast indicates Florida's five-year rolling average for serious injury rate could slowly trend downward in 2022 and 2023, the FDOT State Safety Office intends to execute Highway Safety Improvement Program projects to increase preventative applications and countermeasures consistent with traffic safety improvement. While the data forecast indicates Florida's five-year rolling average for serious injury rate could slowly trend downward in 2022 and 2023, the FDOT State Safety Office expects the projects chosen for funding will enhance the downward trend to ultimately reduce the serious injury rate per 100M VMT.

Justification: Forecasts were made using a three-step analytical approach consisting of exploratory analysis, development of pre-forecast to choose a preferred model for each measure, and development of the final forecast. The exploratory analysis tested multiple independent variables (in addition to the stratification of the dependent safety measure variable into two categories) to assess statistical association. The results showed that fatalities are statistically correlated with vehicles miles of travel (VMT), gas consumption, vehicle registration and Florida gross domestic product (GDP) – with weak to moderate explanatory power. While the exploratory analysis identified correlations with multiple independent variables – the pre-forecasting process indication that most of the independent variables were not useful in estimating future fatalities or serious injuries. An ARIMA model was ultimately chosen which uses past values of the dependent variable as independent variables (e.g., fatalities) and year-to-year difference in the values to forecast future values.

Total Number of Non-Motorized Fatalities and Serious Injuries:0.0

Describe the basis for established target, including how it supports SHSP goals.

Target: Florida's target for non-motorized fatal and serious injuries is zero in 2023.

Annual Performance Forecast: Based on statistical forecasting, the five-year rolling average for non-motorized fatal and serious injuries on Florida's roads is forecasted as 3,179 in 2023. This forecast was made with historical and current state data from 2005 to 2020 to predict probable outcomes for 2022 and 2023.

Strategy: The data forecast indicates Florida's five-year rolling average for non-motorized fatal and serious injuries could slowly trend downward in 2022 and 2023, the FDOT State Safety Office intends to execute Highway Safety Improvement Program projects to increase preventative applications and countermeasures consistent with traffic safety improvement. While the data forecast indicates Florida's five-year rolling average for non-motorized fatal and serious injuries could slowly trend downward in 2022 and 2023, the FDOT State Safety Office expects the projects chosen for funding and included in this Highway Safety Plan will enhance the downward trend to ultimately reduce the number of non-motorized fatal and serious injuries.

Justification: Forecasts were made using a three-step analytical approach consisting of exploratory analysis, development of pre-forecast to choose a preferred model for each measure, and development of the final forecast. The exploratory analysis tested multiple independent variables (in addition to the stratification of the

2022 Florida Highway Safety Improvement Program

dependent safety measure variable into two categories) to assess statistical association. The results showed that fatalities are statistically correlated with vehicles miles of travel (VMT), gas consumption, vehicle registration and Florida gross domestic product (GDP) – with weak to moderate explanatory power. While the exploratory analysis identified correlations with multiple independent variables – the pre-forecasting process indication that most of the independent variables were not useful in estimating future fatalities or serious injuries. An ARIMA model was ultimately chosen which uses past values of the dependent variable as independent variables (e.g., fatalities) and year-to-year difference in the values to forecast future values.

Florida shares the national traffic safety vision, "Toward Zero Deaths," and formally adopted our own version of the national vision, "Driving Down Fatalities," in 2012. FDOT and its traffic safety partners are committed to eliminating fatalities and reducing serious injuries with the understanding that the death of any person is unacceptable and based on that, zero deaths is our safety performance target. This target is consistent throughout our Strategic Highway Safety Plan, Highway Safety Improvement Program and Highway Safety Plan.

Describe efforts to coordinate with other stakeholders (e.g. MPOs, SHSO) to establish safety performance targets.

Florida's transportation system is large, multimodal, and owned by several entities including the state government, local governments (cities and counties), the federal government, and the private sector. The 2021 Florida SHSP is aimed at all public roads and was updated through collaboration with Florida's safety partners. It is aligned with and builds on the recently adopted Florida Transportation Plan (FTP), the State's long-range transportation plan. Stakeholders include Florida Department of Transportation (FDOT), Florida Department of Highway Safety and Motor Vehicles, Florida Highway Patrol, Florida Sheriffs Association, Florida Police Chiefs Association, Metropolitan Planning Organizations Advisory Council, Florida Rail Enterprise, Florida Association of County Engineers and Road Superintendents, Federal Highway Administration, National Highway Traffic Safety Administration, and Federal Motor Carrier Safety Administration.

Florida shares the national traffic safety vision, "Toward Zero Deaths," and formally adopted our own version of the national vision, "Driving Down Fatalities," in 2012. The 2021 SHSP update kicked off with a Vision Zero workshop in May 2019. FDOT and its traffic safety partners are committed to eliminating fatalities and reducing serious injuries with the understanding that the death of any person is unacceptable and based on that, zero deaths is our safety performance target. This target is consistent throughout our SHSP, HSIP, and HSP (Highway Safety Plan).

[Source: Florida Strategic Highway Safety Plan, 2021]

[Source: Florida Highway Safety Plan, 2022]

Does the State want to report additional optional targets?

No

Describe progress toward meeting the State's 2021 Safety Performance Targets (based on data available at the time of reporting). For each target, include a discussion of any reasons for differences in the actual outcomes and targets.

PERFORMANCE MEASURES	TARGETS	ACTUALS
Number of Fatalities	0.0	3287.2
Number of Serious Injuries	0.0	18026.2

2022 Florida Highway Safety Improvement Program

Fatality Rate	0.000	1.498
Serious Injury Rate	0.000	8.202
Non-Motorized Fatalities and Serious Injuries	0.0	3161.4

FDOT and its traffic safety partners are committed to eliminating fatalities and reducing serious injuries with the understanding that the death of any person is unacceptable and based on that, zero is our target for fatalities, serious injuries, fatality rate per 100 million VMT (vehicle miles travelled), serious injury rate per 100 million VMT, and non-motorized fatalities and serious injuries.

FDOT received an allocation of approximately \$189 million in HSIP funds during the 2021 state fiscal year from July 1, 2021 through June 30, 2022. FDOT used HSIP funds to complete over 1,000 project items to address fatal and serious injuries through programs in intersection safety, lane departure safety, pedestrian and bicyclist safety, and other programs and SHSP emphasis areas.

A statistical analysis of HSIP funded project items through the history of the Florida HSIP program shows statistically significant crash reduction lane departure (19%), rural (15%), injury (%), fatal (%), night (11%), wet surface (11%), left turn (8%), rear end (7%), angle (7%), and pedestrian (5%) crashes.

Understanding that zero fatal and serious injuries cannot be reached within the 2021 reporting year, Florida uses data models to forecast the safety performance measures that are statistically probable as we diligently strive to drive down fatalities and serious injuries with an ultimate vision of zero. Florida's data forecasts have been established using an Autoregressive Integrated Moving Average (ARIMA) Hybrid Regression Model (0, 1,1)(2,0,0)(12) with VMT. Forecasts regarding the number of fatalities, the number of serious injuries, the fatality rate, the serious injury rate, and non-motorized fatalities and serious injuries follow.

- **Fatalities:** the five-year rolling average for total fatalities on Florida's roads is forecasted as 3,445 in 2023.
- **Serious injuries:** the five-year rolling average for total serious injuries on Florida's roads is forecasted as 16,330 in 2023.
- **Fatality rate:** the five-year rolling average for fatality rate per 100M VMT on Florida's roads is forecasted as 1.53 in 2023.
- **Serious injury rate:** the five-year rolling average for serious injury rate per 100M VMT on Florida's roads is forecasted as 7.12 in 2023.
- **Non-motorized fatal and serious injuries:** the five-year rolling average for non-motorized fatal and serious injuries on Florida's roads is forecasted as 3,159 in 2023.

[Source: Florida Highway Safety Plan, 2020]

[Source: Florida HSIP Guidelines Manual, 2021]

[Source: Florida Strategic Highway Safety Plan, 2021]

Applicability of Special Rules

Does the HRRR special rule apply to the State for this reporting period?

No

2022 Florida Highway Safety Improvement Program

According to Section 148(g)(1) of title 23, United States Code (USC) establishing a High Risk Rural Road (HRRR) Special Rule, the rule is triggered if the fatality rate on rural roads increases over the most recent 2-year period. The 5-year moving average of the fatality rate per 100 million vehicle miles travelled (VMT) on rural minor collectors, rural major collectors, and rural local roads is approximately 3.22 and 3.09 for 2020 and 2021, respectively.

Provide the number of older driver and pedestrian fatalities and serious injuries 65 years of age and older for the past seven years.

PERFORMANCE MEASURES	2015	2016	2017	2018	2019	2020	2021
Number of Older Driver and Pedestrian Fatalities	785	807	787	847	890	884	1,015
Number of Older Driver and Pedestrian Serious Injuries	2,596	2,523	2,414	2,364	2,298	2,024	2,234

[Source: Florida HSIP Annual Report, 2021]

[Source: Traffic Crash Facts, 2020]

Evaluation

Program Effectiveness

How does the State measure effectiveness of the HSIP?

- Change in fatalities and serious injuries

FDOT and its partners are committed to eliminating fatalities and reducing serious injuries with the understanding that the death of any person is unacceptable. FDOT efforts serve the people of Florida to provide a transportation network that is well planned, supports economic growth, and has the goal of being congestion and fatality free. Therefore, the effectiveness of the HSIP is measured by its effect on fatalities and serious injuries in the State of Florida.

[Source: FDOT Mission, Vision, and Values, 2022]

[Source: Florida Strategic Highway Safety Plan, 2021]

Based on the measures of effectiveness selected previously, describe the results of the State's program level evaluations.

Hypothesis Tests of Significance

The Florida Department of Transportation (FDOT) uses the Poisson Comparison of Mean Test to evaluate countermeasures deployed in HSIP projects with statistical significance. The test determines whether crash reduction is significantly better, significantly worse, or exhibits no significant change. Furthermore, FDOT uses all injury severities for the Poisson Comparison of Mean Test. The results are included in this section to address program level evaluations based on project item evaluations.

FDOT considers 18 crash classifications which include total, fatal, injury (i.e., possible, non-incapacitating, serious), property damage only (PDO), urban, rural, night, day, rear-end, angle, left-turn, right turn, sideswipe, fixed-object, head-on, pedestrian, ran-off-road, and wet surface. FDOT included HSIP projects for which construction began and finished between 2004 and 2019 and for which 3 years of crash data exists before and after.

To support our HSIP, we conducted the following additional evaluations using crash reduction factors (CRFs). A CRF is the percentage crash reduction that may be expected by implementing a countermeasure. A positive CRF indicates an expected percent reduction in crashes and a negative CRF indicates an expected percent increase in crashes.

Overall

Regarding all countermeasures from all HSIP projects, the crash reduction factors for rural (12.2), ran-off-road (10.9), fatal (10.8), and injury (5.5) crashes are significantly better. Crash reduction factors for right-turn (-64.0), side-swipe (-28.5), left-turn (-22.2), head-on (-13.3), angle (-10.2), rear-end (-9.7), PDO (-9.0), fixed-object (-6.0), urban (-3.3), night (-2.7), total (-2.3), and day (-1.7) crashes are significantly worse.

Intersection Safety

2022 Florida Highway Safety Improvement Program

Regarding countermeasures for HSIP projects addressing intersection safety, the crash reduction factors fatal (21.3), injury (13.3), rural (13.2), and wet (9.7) crashes are significantly better. Crash reduction factors for right-turn (-47.3), side-swipe (-41.6), PDO (-15.8), rear-end (-12.5), night (-11.1), urban (-4.1), and total (-3.2) crashes are significantly worse.

Lane Departure Safety

Regarding countermeasures for HSIP projects addressing lane departure safety, the crash reduction factors for ran-off-road (19.6), rural (11.2), fatal (9.7), and injury (2.9) crashes are significantly better. Crash reduction factors for right-turn (-77.4), left-turn (-35.1), side-swipe (-26.3), head-on (-13.9), angle (-10.6), rear-end (-9.1), fixed-object (-7.0), PDO (-5.3), wet (-5.1), urban (-2.2), and total (-3.2) crashes are significantly worse.

Pedestrian and Bicyclist Safety

Regarding countermeasures for HSIP projects addressing pedestrian and bicyclist safety, the crash reduction factors for injury (8.0)) crashes are significantly better. Crash reduction factors for head-on (-62.8), right-turn (-52.6), rural (-40.0), ran-off-road (-33.1), side-swipe (-27.8), angle (-22.5), PDO (-19.2), rear-end (-17.2), day (-9.6), left-turn (-9.0), total (-7.2), urban (-6.7), and night (-4.3) crashes are significantly worse.

Projects Affecting Multiple Safety Programs

Regarding countermeasures for HSIP projects addressing multiple programs such as lane departure, intersection, or pedestrian and bicyclist safety, the crash reduction factors for rural (30.9), pedestrian (25.1), and injury (11.7) crashes are significantly better. Crash reduction factors for right-turn (-24.0), side-swipe (-11.2), angle (-6.8), PDO (-5.2), and urban (-4.2) are significantly worse.

[Source: Project Evaluation and Selection Method in CRASH, as of 2021-07-14]

What other indicators of success does the State use to demonstrate effectiveness and success of the Highway Safety Improvement Program?

- Other-Reduction in fatalities and serious injuries

[Source: Florida Strategic Highway Safety Plan, 2021]

Effectiveness of Groupings or Similar Types of Improvements

Present and describe trends in SHSP emphasis area performance measures.

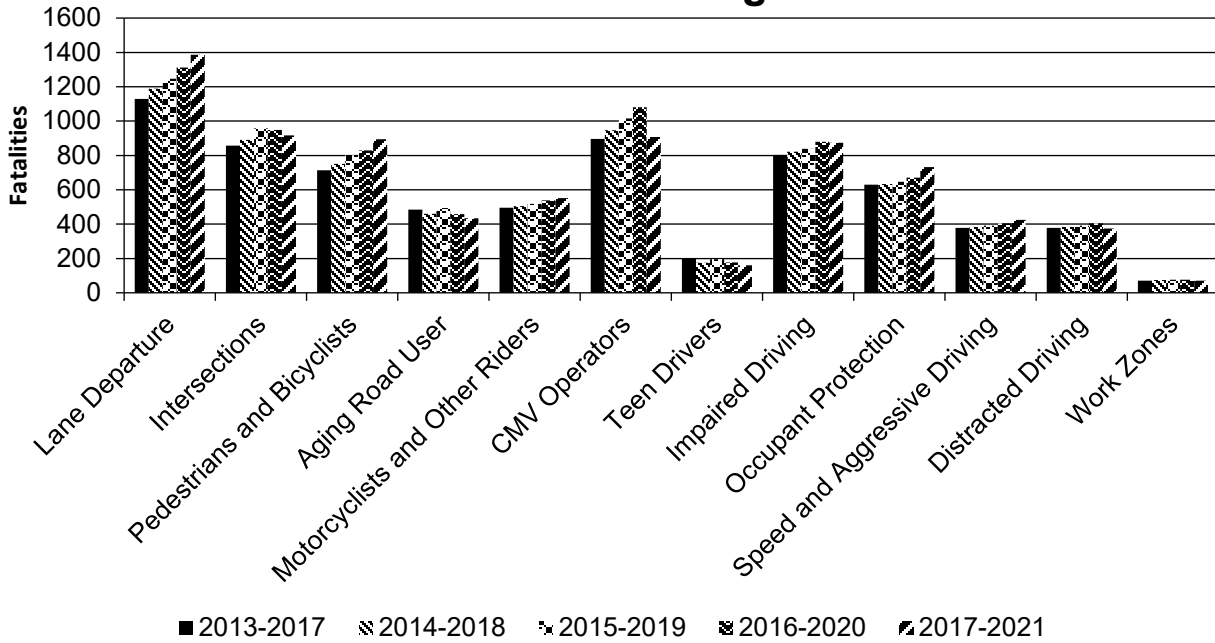
Year 2021

SHSP Emphasis Area	Targeted Crash Type	Number of Fatalities (5-yr avg)	Number of Serious Injuries (5-yr avg)	Fatality Rate (per HMVMT) (5-yr avg)	Serious Injury Rate (per HMVMT) (5-yr avg)
Lane Departure		1,387	5,814	0.63	2.65
Intersections		917	6,565	0.42	2.99
Pedestrians and Bicyclists		895	2,271	0.41	1.03

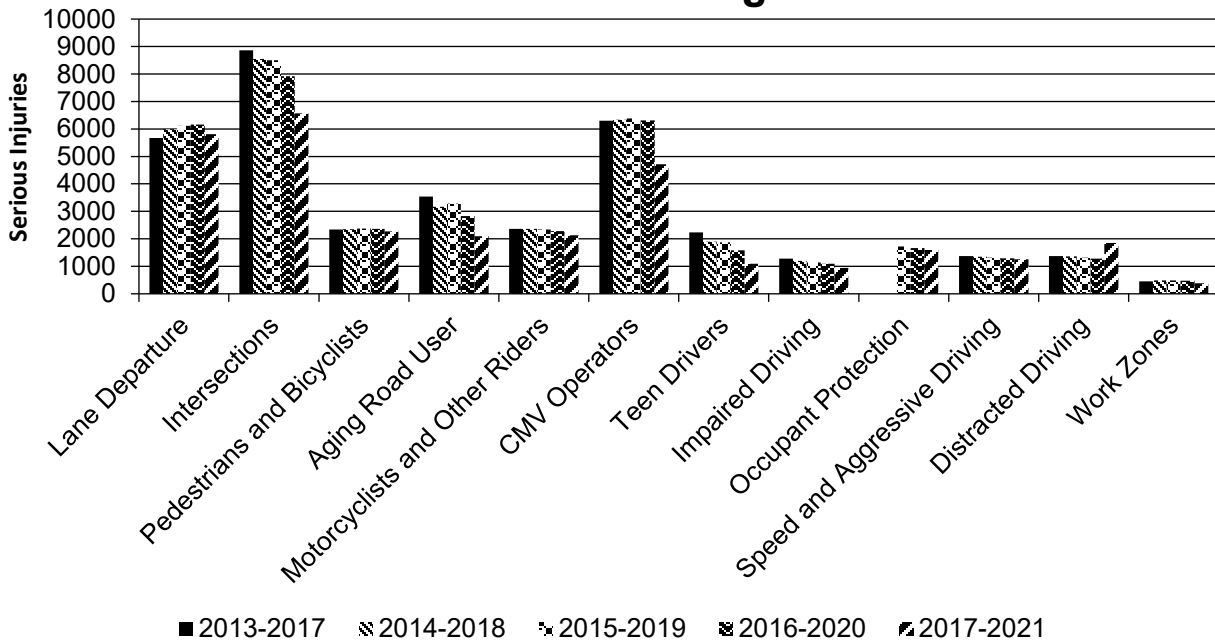
2022 Florida Highway Safety Improvement Program

SHSP Emphasis Area	Targeted Crash Type	Number Fatalities (5-yr avg)	of	Number Serious Injuries (5-yr avg)	of	Fatality Rate (per HMVMT) (5-yr avg)	Serious Injury Rate (per HMVMT) (5-yr avg)
Aging Road User		434		2,090		0.2	0.95
Motorcyclists and Other Riders		552		2,133		0.25	0.97
CMV Operators		908		4,714		0.41	2.15
Teen Drivers		160		1,094		0.07	0.5
Impaired Driving		874		945		0.4	0.43
Occupant Protection		733		1,593		0.33	0.73
Speed and Aggressive Driving		424		1,255		0.19	0.57
Distracted Driving		375		1,848		0.17	0.84
Work Zones		71		380		0.03	0.17

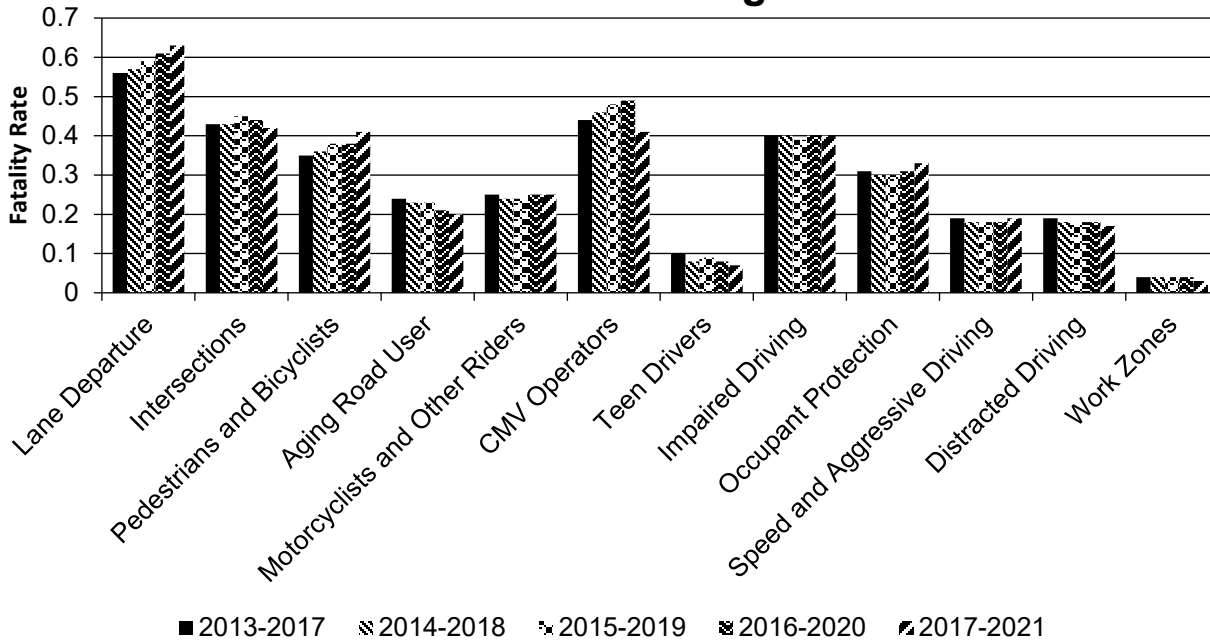
Number of Fatalities 5 Year Average



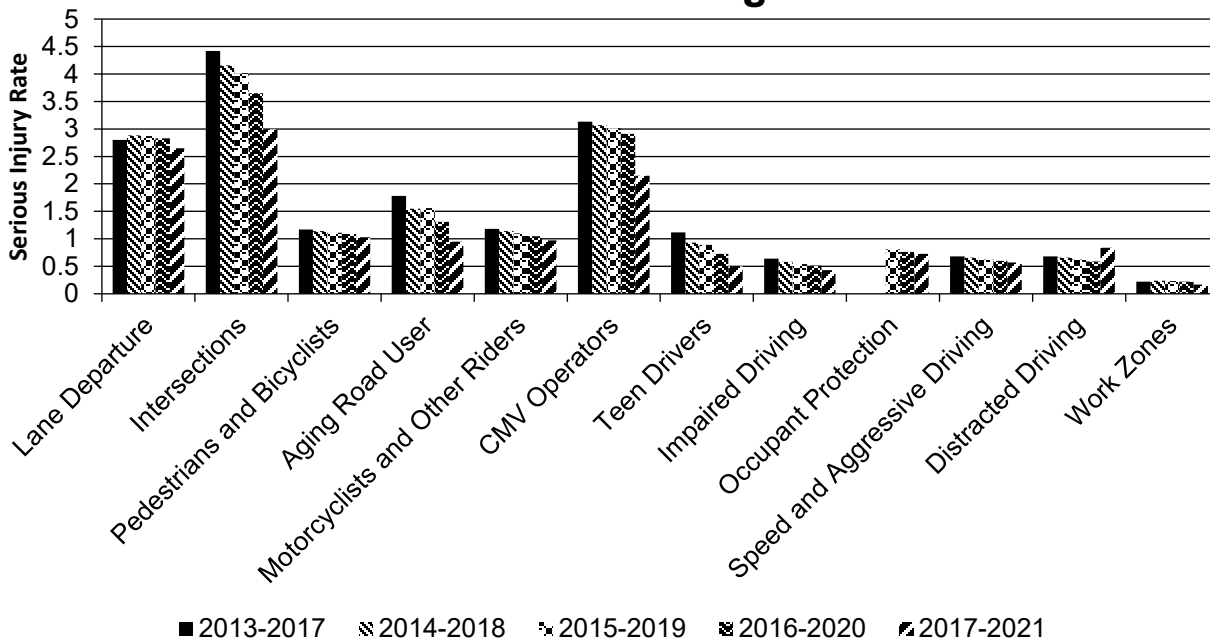
Number of Serious Injuries 5 Year Average



Fatality Rate (per HMVMT) 5 Year Average



Serious Injury Rate (per HMVMT) 5 Year Average



[Source: Florida Traffic Safety Dashboard, signal4analytics.com as of 2022-03-01]

Has the State completed any countermeasure effectiveness evaluations during the reporting period?

Yes

Please provide the following summary information for each countermeasure effectiveness evaluation.

CounterMeasures: All
FDOT has CRF (crash reduction factor) values for over 130 different countermeasures. A file listing improvement types, number of projects and other information including CRF values is attached.

Description:

Target Crash Type:

Number of Installations:

Number of Installations:

Miles Treated:

Years Before:

Years After:

Methodology:

Results: See file.

File Name: [Hyperlink](#)

Project Effectiveness

Provide the following information for previously implemented projects that the State evaluated this reporting period.

FDOT has CRF (crash reduction factor) values for HSIP projects.. A file listing completed projects, number of projects and other information including CRF values is attached.

Compliance Assessment

What date was the State’s current SHSP approved by the Governor or designated State representative?

03/01/2021

What are the years being covered by the current SHSP?

From: 2021 To: 2026

When does the State anticipate completing it’s next SHSP update?

2026

Provide the current status (percent complete) of MIRE fundamental data elements collection efforts using the table below.

*Based on Functional Classification (MIRE 1.0 Element Number) [MIRE 2.0 Element Number]

ROAD TYPE	*MIRE NAME (MIRE NO.)	NON LOCAL PAVED ROADS - SEGMENT		NON LOCAL PAVED ROADS - INTERSECTION		NON LOCAL PAVED ROADS - RAMPS		LOCAL PAVED ROADS		UNPAVED ROADS	
		STATE	NON-STATE	STATE	NON-STATE	STATE	NON-STATE	STATE	NON-STATE	STATE	NON-STATE
ROADWAY SEGMENT	Segment Identifier (12) [12]	100	100					100	100	100	100
	Route Number (8) [8]	100	100								
	Route/Street Name (9) [9]	100	100								
	Federal Aid/Route Type (21) [21]	100	100								
	Rural/Urban Designation (20) [20]	100	100					100	100		
	Surface Type (23) [24]	100	100								
	Begin Point Segment Descriptor (10) [10]	100	100						100		
	End Point Segment Descriptor (11) [11]	100	100						100		
	Segment Length (13) [13]	100	100								
	Direction of Inventory (18) [18]	100	100								
Functional Class (19) [19]	100	100						100		100	

2022 Florida Highway Safety Improvement Program

ROAD TYPE	*MIRE NAME (MIRE NO.)	NON LOCAL PAVED ROADS - SEGMENT		NON LOCAL PAVED ROADS - INTERSECTION		NON LOCAL PAVED ROADS - RAMPS		LOCAL PAVED ROADS		UNPAVED ROADS	
		STATE	NON-STATE	STATE	NON-STATE	STATE	NON-STATE	STATE	NON-STATE	STATE	NON-STATE
	Median Type (54) [55]	100	100								
	Access Control (22) [23]	100	100								
	One/Two Way Operations (91) [93]	100	100								
	Number of Through Lanes (31) [32]	100	100					100	100		
	Average Annual Daily Traffic (79) [81]	100	100					100	100		
	AADT Year (80) [82]	100	100								
	Type of Governmental Ownership (4) [4]	100	100								
	INTERSECTION	Unique Junction Identifier (120) [110]			100	100					
	Location Identifier for Road 1 Crossing Point (122) [112]			100	100						
	Location Identifier for Road 2 Crossing Point (123) [113]			100	100						
	Intersection/Junction Geometry (126) [116]			100	100						
	Intersection/Junction Traffic Control (131) [131]				100						
	AADT for Each Intersecting Road (79) [81]			100	100						
	AADT Year (80) [82]			100	100						
	Unique Approach Identifier (139) [129]			100	100						
INTERCHANGE/RAMP	Unique Interchange Identifier (178) [168]					100	100				
	Location Identifier for Roadway at					100	100				

2022 Florida Highway Safety Improvement Program

ROAD TYPE	*MIRE NAME (MIRE NO.)	NON LOCAL PAVED ROADS - SEGMENT		NON LOCAL PAVED ROADS - INTERSECTION		NON LOCAL PAVED ROADS - RAMPS		LOCAL PAVED ROADS		UNPAVED ROADS	
		STATE	NON-STATE	STATE	NON-STATE	STATE	NON-STATE	STATE	NON-STATE	STATE	NON-STATE
	Beginning of Ramp Terminal (197) [187]										
	Location Identifier for Roadway at Ending Ramp Terminal (201) [191]					100	100				
	Ramp Length (187) [177]					100	100				
	Roadway Type at Beginning of Ramp Terminal (195) [185]					100	100				
	Roadway Type at End Ramp Terminal (199) [189]					100	100				
	Interchange Type (182) [172]					100	100				
	Ramp AADT (191) [181]					100	100				
	Year of Ramp AADT (192) [182]					100	100				
	Functional Class (19) [19]					100	100				
	Type of Governmental Ownership (4) [4]					100	100				
Totals (Average Percent Complete):		100.00	100.00	87.50	100.00	100.00	100.00	44.44	77.78	20.00	40.00

*Based on Functional Classification (MIRE 1.0 Element Number) [MIRE 2.0 Element Number]

[Source: Roadway Characteristics Inventory (RCI), as of 2021-07-21]

[Source: All Roads Base Map (ARBM), 2018]

[Source: Florida All Roads Intersections and Streets (FLARIS), 2018]

Describe actions the State will take moving forward to meet the requirement to have complete access to the MIRE fundamental data elements on all public roads by September 30, 2026.

The Florida TRCC (Traffic Records Coordinating Committee) provides a statewide forum to facilitate the planning, coordination, and implementation of projects to improve the State of Florida's traffic records system. Roadway inventory is a crucial part of the traffic records system. In November 2020, a NHTSA Technical Assessment Team concluded the following.

FDOT has made significant progress in improving its State Roadway Inventory System since the 2016 Assessment. This progress has been successful through active projects to provide a compatible location referencing system for all Florida public roads. The projects use the FHWA system called the All Road Network of Linear Referenced Data (ARNOLD), the FDOT ARBM (All Roads BaseMap), and the HERE GIS which provides commercially-available local

2022 Florida Highway Safety Improvement Program

roadway data. When complete, the projects will provide a comprehensive enterprise roadway system for all Florida public roads using the ARBM as the system's foundation. The projects are recognized as a best practice; however, ongoing project status is not clear. FDOT is encouraged to develop performance management for each of the projects and provide regular status reporting to the TRCC and safety stakeholders.

FDOT continues to support active projects to improve the location referencing system for all public roads in Florida and acquire roadway elements, including MIRE FDE. FDOT continues to integrate the linear reference system for state roads, roadway data elements, and commercial geospatial data into the All Roads Base Map (ARBM) and Florida All Roads Intersections and Streets (FLARIS). Traffic safety analyses, location verification of crashes, and strategic planning for systemic safety improvements across all public roads (i.e., state and local) are enhanced by the ARBM and FLARIS. FDOT is refining the development processes to achieve annual update cycles with MIRE FDE.

[Source: NHTSA State of Florida Traffic Records Assessment, 2020]

[Source: Florida Traffic Safety Information System Strategic Plan 2017-2021, 2020]

Optional Attachments

Program Structure:

florida hsip manual v2021 F (2021-08-12).pdf

Project Implementation:

Safety Performance:

Evaluation:

hsip2022_CounterMeasureEvaluations.xlsx

hsip2022_ProjectEvaluations.xlsx

Compliance Assessment:

Glossary

5 year rolling average: means the average of five individuals, consecutive annual points of data (e.g. annual fatality rate).

Emphasis area: means a highway safety priority in a State's SHSP, identified through a data-driven, collaborative process.

Highway safety improvement project: means strategies, activities and projects on a public road that are consistent with a State strategic highway safety plan and corrects or improves a hazardous road location or feature or addresses a highway safety problem.

HMVMT: means hundred million vehicle miles traveled.

Non-infrastructure projects: are projects that do not result in construction. Examples of non-infrastructure projects include road safety audits, transportation safety planning activities, improvements in the collection and analysis of data, education and outreach, and enforcement activities.

Older driver special rule: applies if traffic fatalities and serious injuries per capita for drivers and pedestrians over the age of 65 in a State increases during the most recent 2-year period for which data are available, as defined in the Older Driver and Pedestrian Special Rule Interim Guidance dated February 13, 2013.

Performance measure: means indicators that enable decision-makers and other stakeholders to monitor changes in system condition and performance against established visions, goals, and objectives.

Programmed funds: mean those funds that have been programmed in the Statewide Transportation Improvement Program (STIP) to be expended on highway safety improvement projects.

Roadway Functional Classification: means the process by which streets and highways are grouped into classes, or systems, according to the character of service they are intended to provide.

Strategic Highway Safety Plan (SHSP): means a comprehensive, multi-disciplinary plan, based on safety data developed by a State Department of Transportation in accordance with 23 U.S.C. 148.

Systematic: refers to an approach where an agency deploys countermeasures at all locations across a system.

Systemic safety improvement: means an improvement that is widely implemented based on high risk roadway features that are correlated with specific severe crash types.

Transfer: means, in accordance with provisions of 23 U.S.C. 126, a State may transfer from an apportionment under section 104(b) not to exceed 50 percent of the amount apportioned for the fiscal year to any other apportionment of the State under that section.