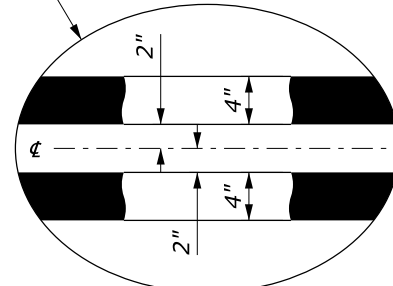


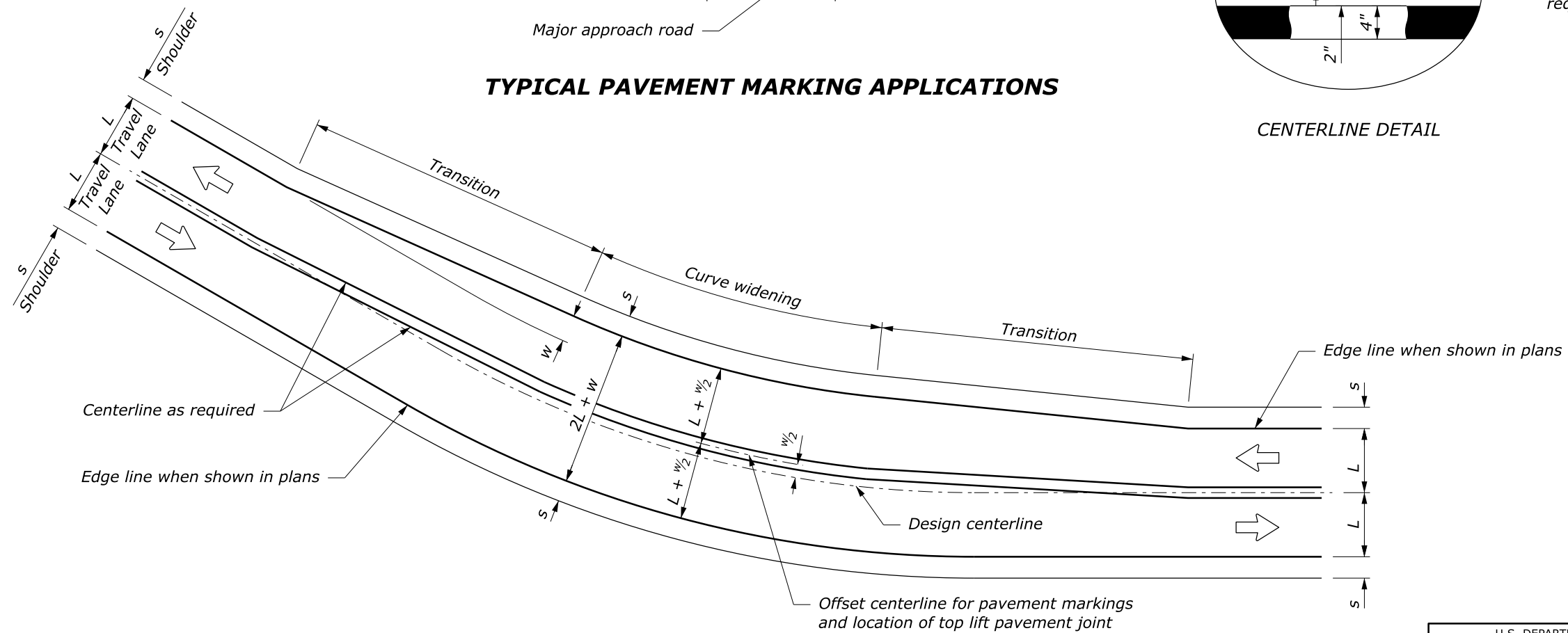
**NOTE:**

1. Place edge line pavement markings at asphalt/concrete curb interface when curb is present.
2. Paint centerline pavement markings on curves with curve widening "w" to achieve equal lane widths within the roadway. Maintain a constant shoulder width "s" throughout the curve widening area. See staking details for curve widening transition locations.
3. Typical pavement marking widths are shown. Use wider pavement markings when shown on the plans or when required by the maintaining agency.



CENTERLINE DETAIL

**TYPICAL PAVEMENT MARKING APPLICATIONS**



**CENTERLINE MODIFICATION FOR CURVES WITH WIDENING APPLIED ON INSIDE**

See Note 2 for treatment of curves when widening "w" is split equally on both sides of centerline

NO SCALE

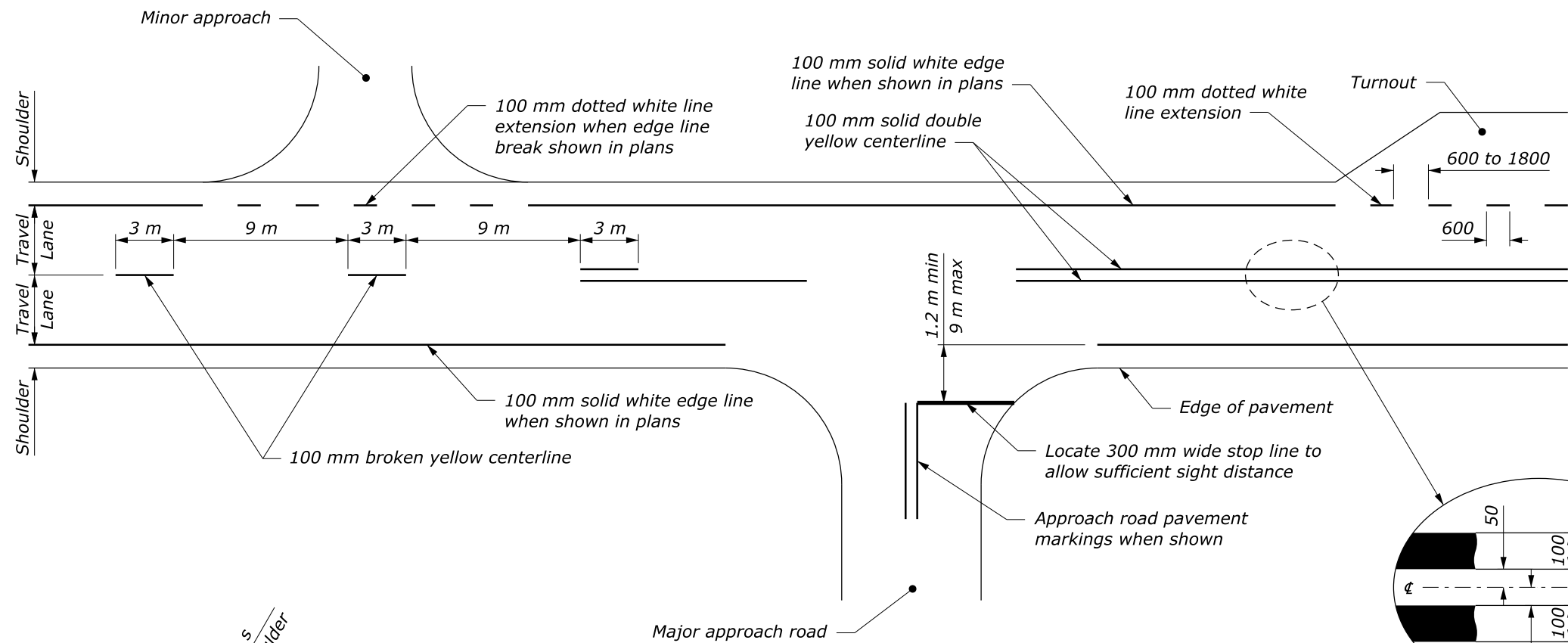
U.S. DEPARTMENT OF TRANSPORTATION, FHWA  
OFFICE OF FEDERAL LANDS HIGHWAY

WFL STANDARD  
W634-2

**LINEAR  
PAVEMENT MARKINGS**

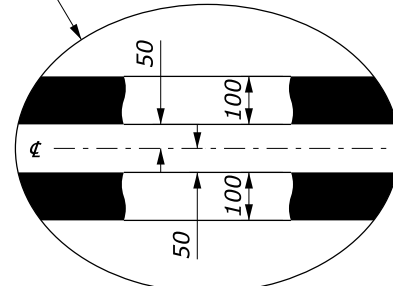
SPECIFICATION  
FP-24, FP-14

APPROVED FOR USE  
9/2024



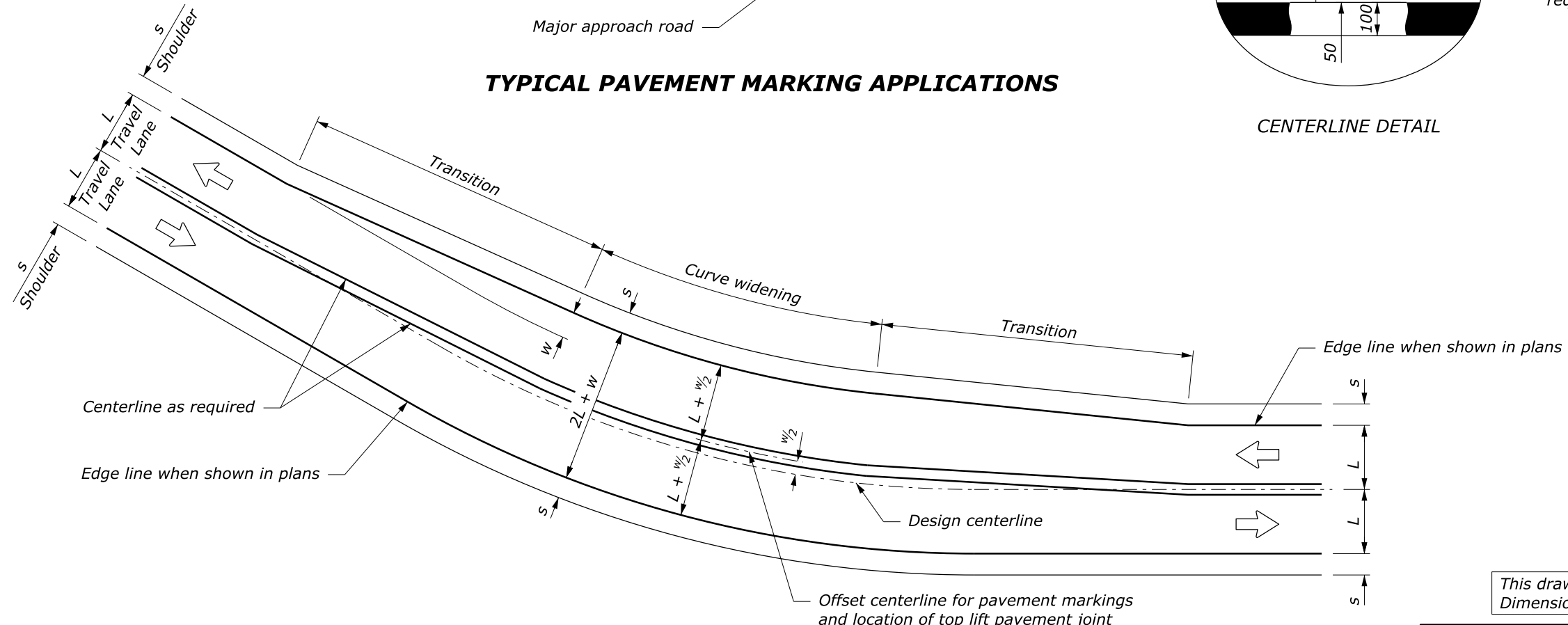
**NOTE:**

1. Place edge line pavement markings at asphalt/concrete curb interface when curb is present.
2. Paint centerline pavement markings on curves with curve widening "w" to achieve equal lane widths within the roadway. Maintain a constant shoulder width "s" throughout the curve widening area. See staking details for curve widening transition locations.
3. Typical pavement marking widths are shown. Use wider pavement markings when shown on the plans or when required by the maintaining agency.



Increase spacing between parallel lines when shown in the plans or when required by the maintaining agency

**TYPICAL PAVEMENT MARKING APPLICATIONS**



CENTERLINE DETAIL

**CENTERLINE MODIFICATION FOR CURVES WITH WIDENING APPLIED ON INSIDE**

See Note 2 for treatment of curves when widening "w" is split equally on both sides of centerline

This drawing contains **Metric** units of measure. Dimensions without units are millimeters.

U.S. DEPARTMENT OF TRANSPORTATION, FHWA OFFICE OF FEDERAL LANDS HIGHWAY	WFL STANDARD WM634-2
<b>LINEAR PAVEMENT MARKINGS</b>	SPECIFICATION FP-24, FP-14
	APPROVED FOR USE 9/2024

NO SCALE