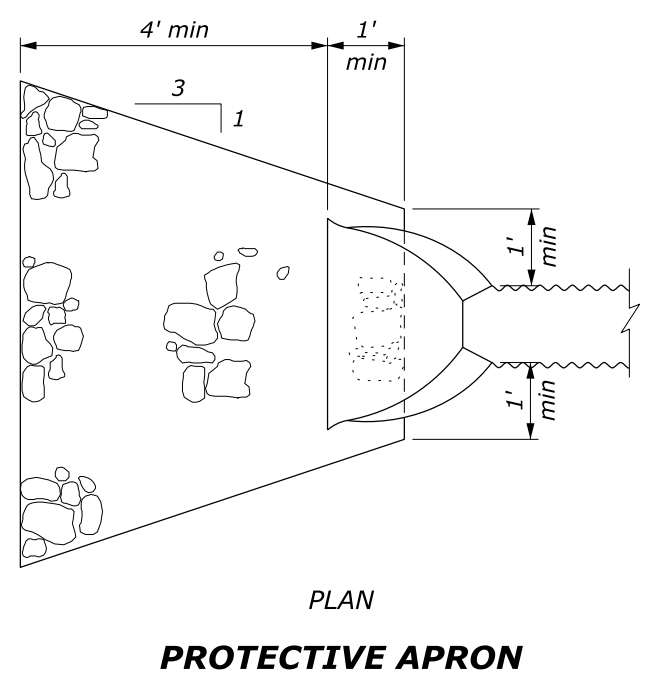


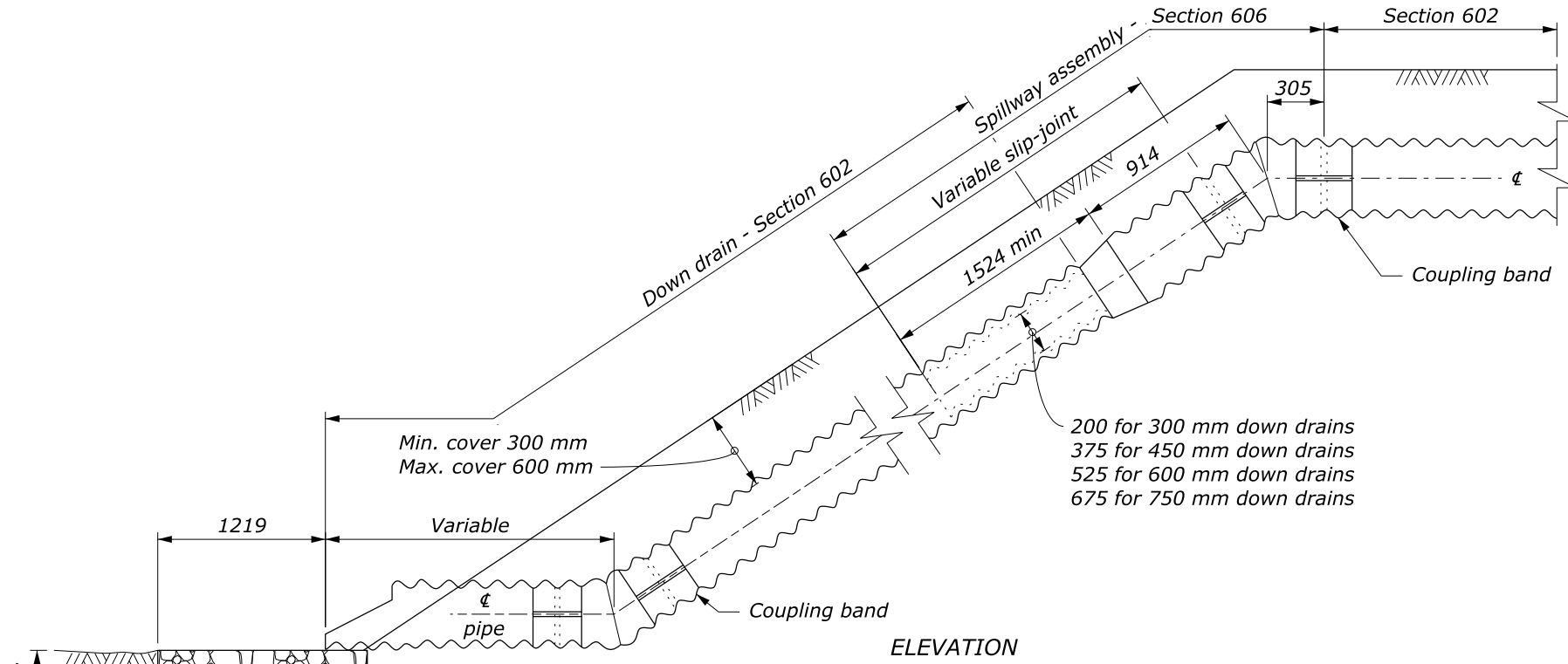
NOTE:

1. Fabricate spillway assembly from annular corrugated pipe, or from helically corrugated pipe with factory annular or reformed ends. Use 0.064-inch galvanized steel or 0.060-inch aluminum.
2. Make all coupling band connections water tight by placing $\frac{3}{16}$ inch bead of approved caulking under each half of the band before tightening.
3. Place class 2 riprap conforming to Section 251 for protective apron.
4. Approved alternate designs may be used.
5. See Standard W606-14 for Pipe Anchor Assembly Detail.

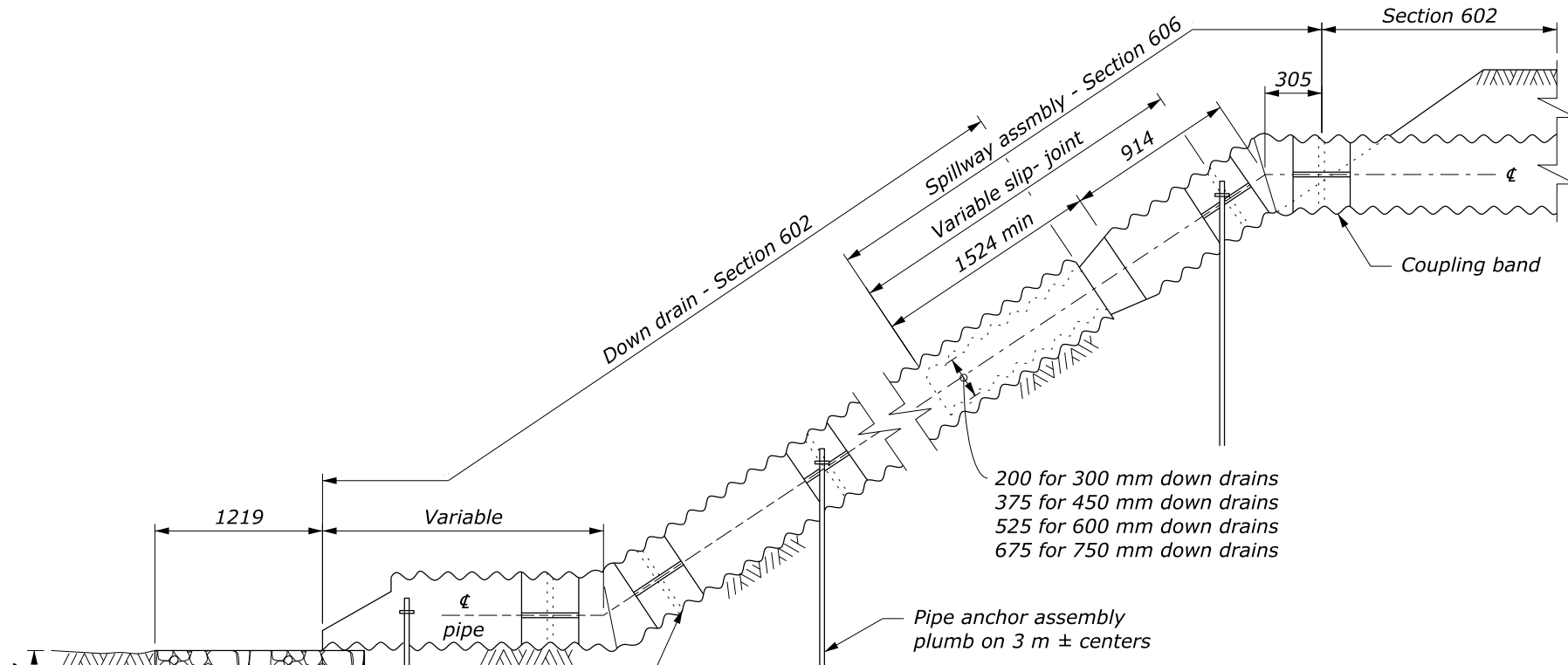


NO SCALE

U.S. DEPARTMENT OF TRANSPORTATION, FHWA OFFICE OF FEDERAL LANDS HIGHWAY	WFL STANDARD W606-11
SPILLWAY ASSEMBLY WITH DOWN DRAIN AND SLIP-JOINT	SPECIFICATION FP-24, FP-14
	APPROVED FOR USE 9/2009



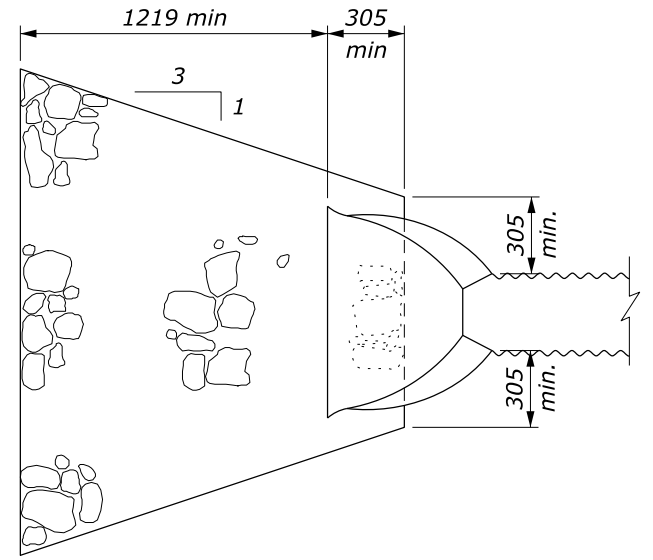
SPILLWAY ASSEMBLY WITH BURIED DOWN DRAIN



SPILLWAY ASSEMBLY WITH SURFACE DOWN DRAIN

NOTE:

1. Fabricate spillway assembly from annular corrugated pipe, or from helically corrugated pipe with factory annular or reformed ends. Use 1.6 mm galvanized steel or 1.5 mm aluminum.
2. Make all coupling band connections water tight by placing 5 mm bead of approved caulking under each half of the band before tightening.
3. Place class 2 riprap conforming to Section 251 for protective apron.
4. Approved alternate designs may be used.
5. See Standard WM606-14 for Pipe Anchor Assembly Detail.



PROTECTIVE APRON

This drawing contains **Metric** units of measure. Dimensions without units are millimeters.

U.S. DEPARTMENT OF TRANSPORTATION, FHWA OFFICE OF FEDERAL LANDS HIGHWAY	WFL STANDARD WM606-11
SPILLWAY ASSEMBLY WITH DOWN DRAIN AND SLIP-JOINT	SPECIFICATION FP-24, FP-14
	APPROVED FOR USE 9/2009

NO SCALE