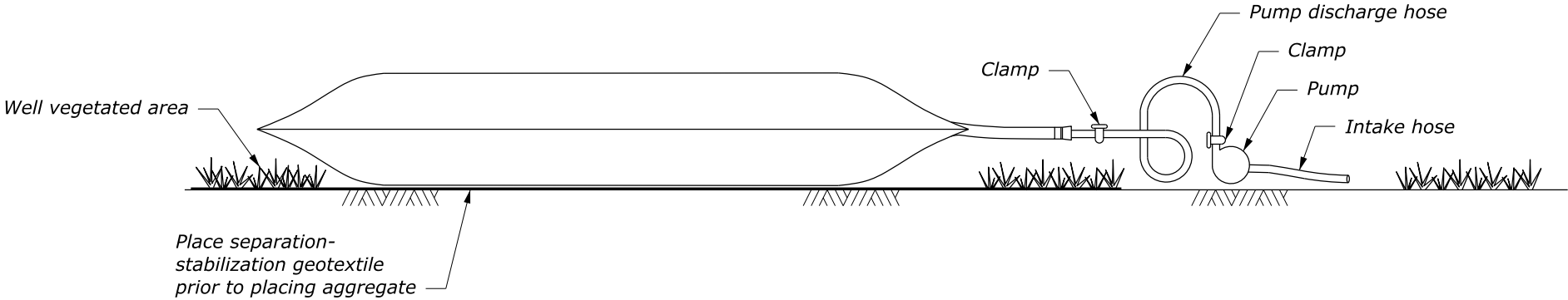


PLAN VIEW



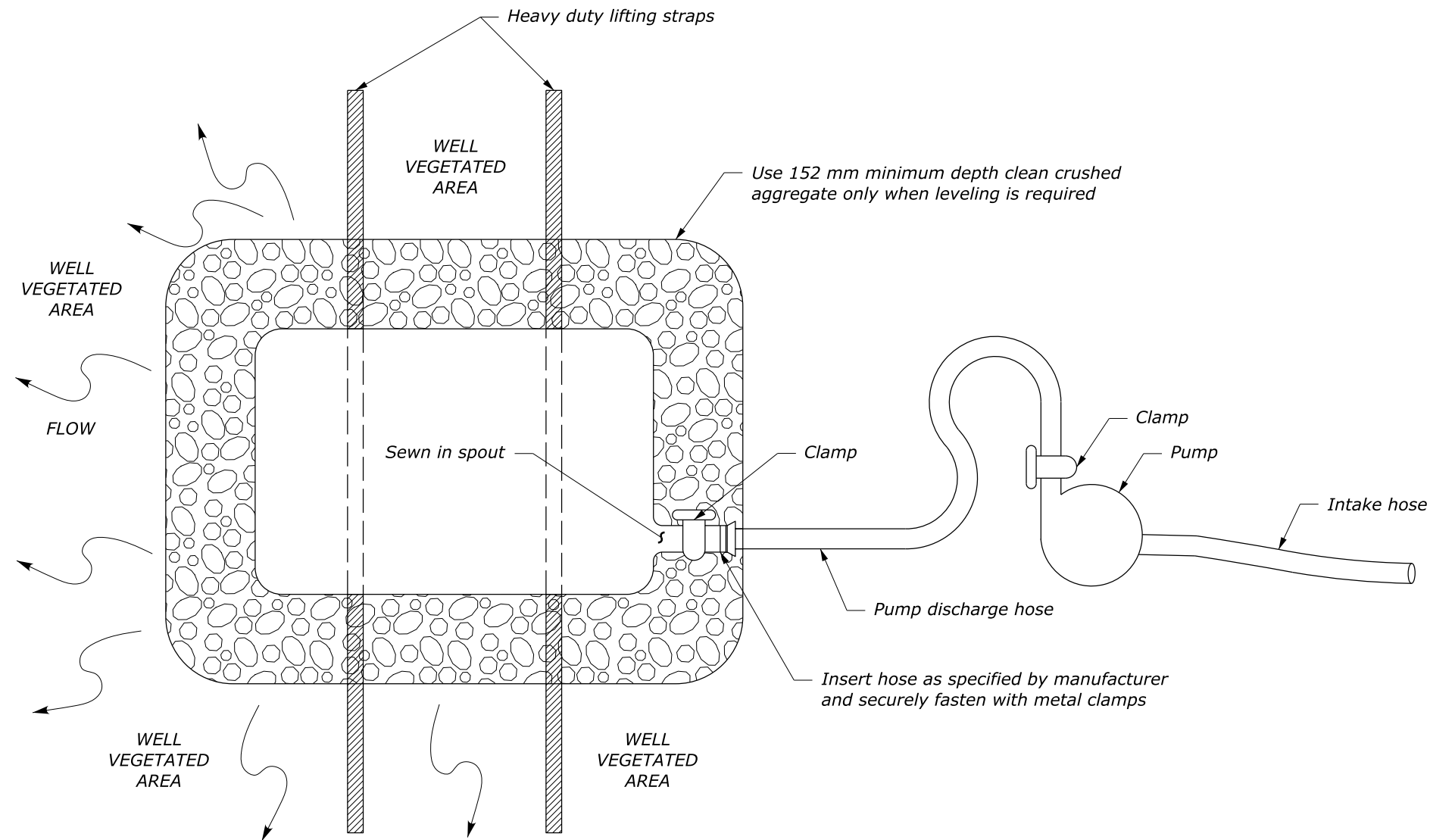
ELEVATION VIEW

NOTE:

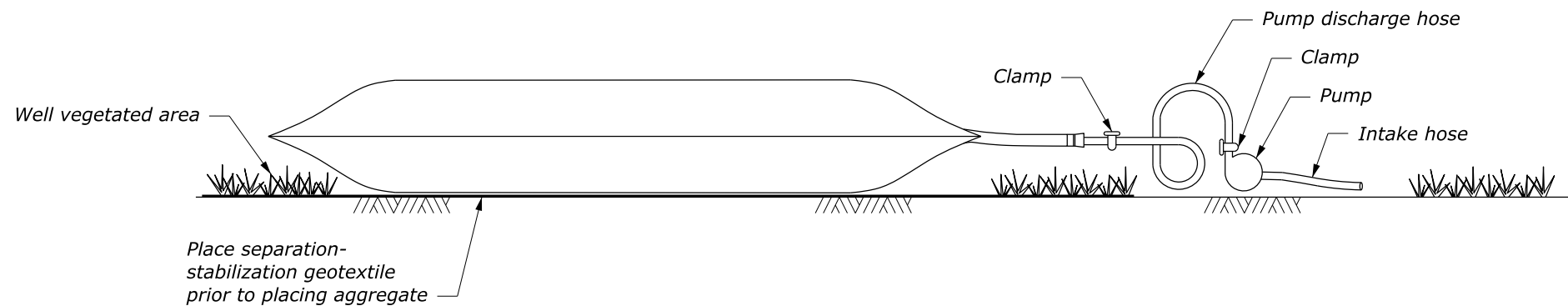
1. Locate bags in level areas (less than 5% grade). When level areas are not available, place geotextile and coarse aggregate to level the bags.
2. Locate bags in approved areas. Discharge onto stable, erosion resistant areas.
3. Locate bags in areas accessible by equipment for maintenance and removal.
4. Insert a maximum of one hose in each bag at any given time.
5. Replace bags when 50% of the sediment capacity has been reached and/or when there is a failure. Have spare bags on site for replacement.
6. Do not cut or empty filter bag onsite.
7. Do not permit discharge from the bags to drain back into work or access areas of the project.

NO SCALE

U.S. DEPARTMENT OF TRANSPORTATION, FHWA OFFICE OF FEDERAL LANDS HIGHWAY	WFL STANDARD W157-18
SEDIMENT FILTER BAG	SPECIFICATION FP-24
	APPROVED FOR USE 10/2016



PLAN VIEW



ELEVATION VIEW

NOTE:

1. Locate bags in level areas (less than 5% grade). When level areas are not available, place geotextile and coarse aggregate to level the bags.
2. Locate bags in approved areas. Discharge onto stable, erosion resistant areas.
3. Locate bags in areas accessible by equipment for maintenance and removal.
4. Insert a maximum of one hose in each bag at any given time.
5. Replace bags when 50% of the sediment capacity has been reached and/or when there is a failure. Have spare bags on site for replacement.
6. Do not cut or empty filter bag onsite.
7. Do not permit discharge from the bags to drain back into work or access areas of the project.

This drawing contains **Metric** units of measure.
Dimensions without units are millimeters.

U.S. DEPARTMENT OF TRANSPORTATION, FHWA OFFICE OF FEDERAL LANDS HIGHWAY	WFL STANDARD WM157-18
SEDIMENT FILTER BAG	SPECIFICATION FP-24
	APPROVED FOR USE 10/2016

NO SCALE