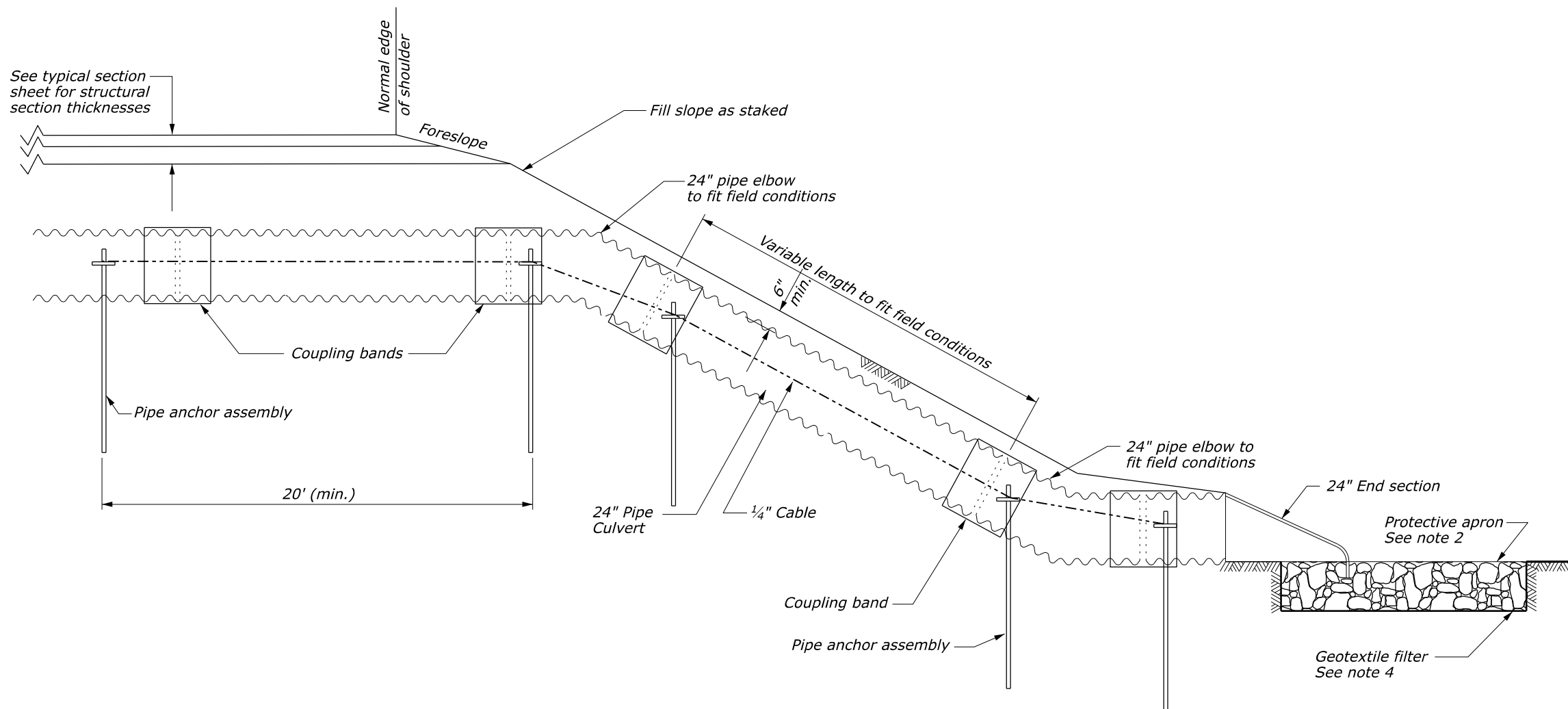
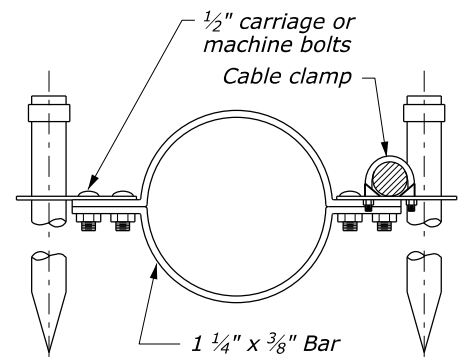
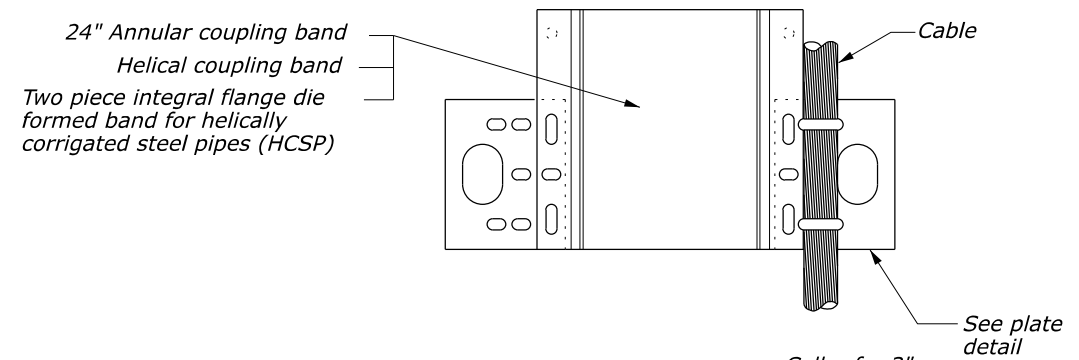
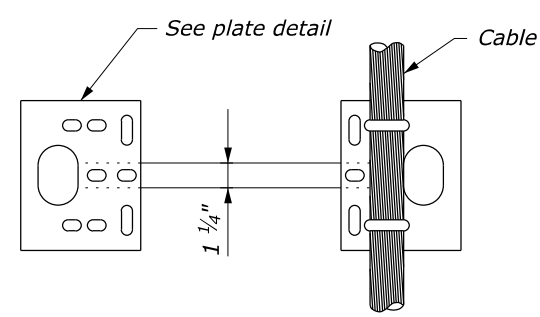


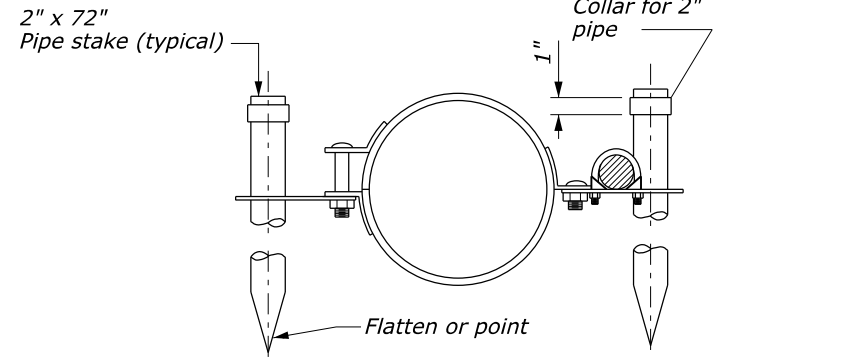
PROJECT	SHEET NUMBER
CO FLAP US50(1)	



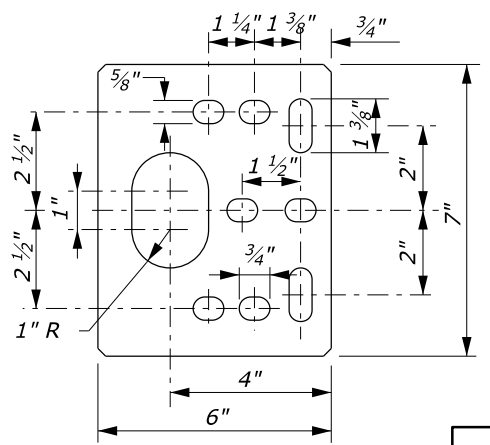
- NOTE:**
1. Furnish metal pipe culvert, elbows, and coupling bands according to Section 602.
 2. Furnish riprap for protective apron according to Section 251 & Detail C251-50.
 3. Furnish hardware galvanized according to AASHTO M111M.
 4. Furnish geotextile filter type conforming to subsection 714.01(a). See summary tables for class and type.
 5. Place pipe anchor assemblies at approximately 20-foot intervals along rundown portion of drain pipe.
 6. Other suitable pipe anchor assemblies may be used if approved by the CO.
 7. The use of the hugger band is restricted to welded spiral pipe with annular end corrugations or riveted annularly corrugated pipe.
 8. Metal pipe shown is typical. Steel, aluminum, and concrete pipes as indicated on the drainage summary sheet, may be used.
 9. Join concrete pipe according to Section 602 or other methods approved by the CO.
 10. Use alternate A anchor assembly only with annular corrugations. May be placed on annular or preformed end HCSP coupling band if securely fastened on downstream side of joint. Alternate B anchor assembly to be fastened to pipe sections and not to band coupler used to join sections.
 11. Use gaskets on all joints along the rundown portion of drain pipe.
 12. Pipe anchor assemblies will be paid for under Section 606.



ALTERNATE A



ALTERNATE B



Material to be 1/4" plate galvanized after fabrication

PLATE DETAIL

NO SCALE

PIPE ANCHOR ASSEMBLY DETAILS

U.S. DEPARTMENT OF TRANSPORTATION, FHWA OFFICE OF FEDERAL LANDS HIGHWAY	CFL STANDARD C602-51
24-INCH BURIED RUN DOWN AND PIPE ANCHOR ASSEMBLY	SPECIFICATION FP-14
	APPROVED FOR USE 06/2024

K:\CADD_Coordinator\ORD Drawings\Details\C602-51\p1.4.dgn [Det C602-51] 31 March 2026 8:51 AM

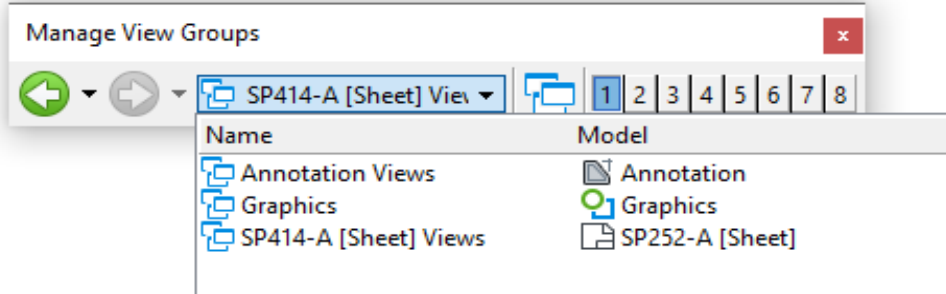
Notes to the Designer

Updated MARCH 2026

24" Buried Run Down and Pipe Anchor Assembly

General Information

- Printing should be done from the **[Sheet]** View model



Applicable SCRs

- None

Typical Pay Item Used

- 25101-2200 Placed riprap, method B, class 2 and/or
- 25101-2300 Placed riprap, method B, class 3 and/or
- 25101-2400 Placed riprap, method B, class 4

- 60201-0800 24-inch pipe culvert
- 60210-0800 End section for 24-inch pipe culvert
- 60212-0800 Elbow, 24-inch
- 60602-0700 Pipe anchor assembly, 24-inch

Updates

- **August 2020**
 - Updated geotextile reference
- **July 2021**
 - Updated for OpenRoads Designer
- **February 2024**
 - Updated border
- **March 2026**
 - Updated border to CFL Standard