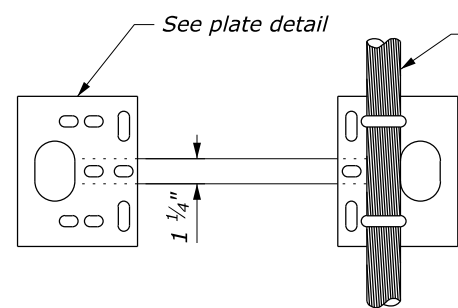
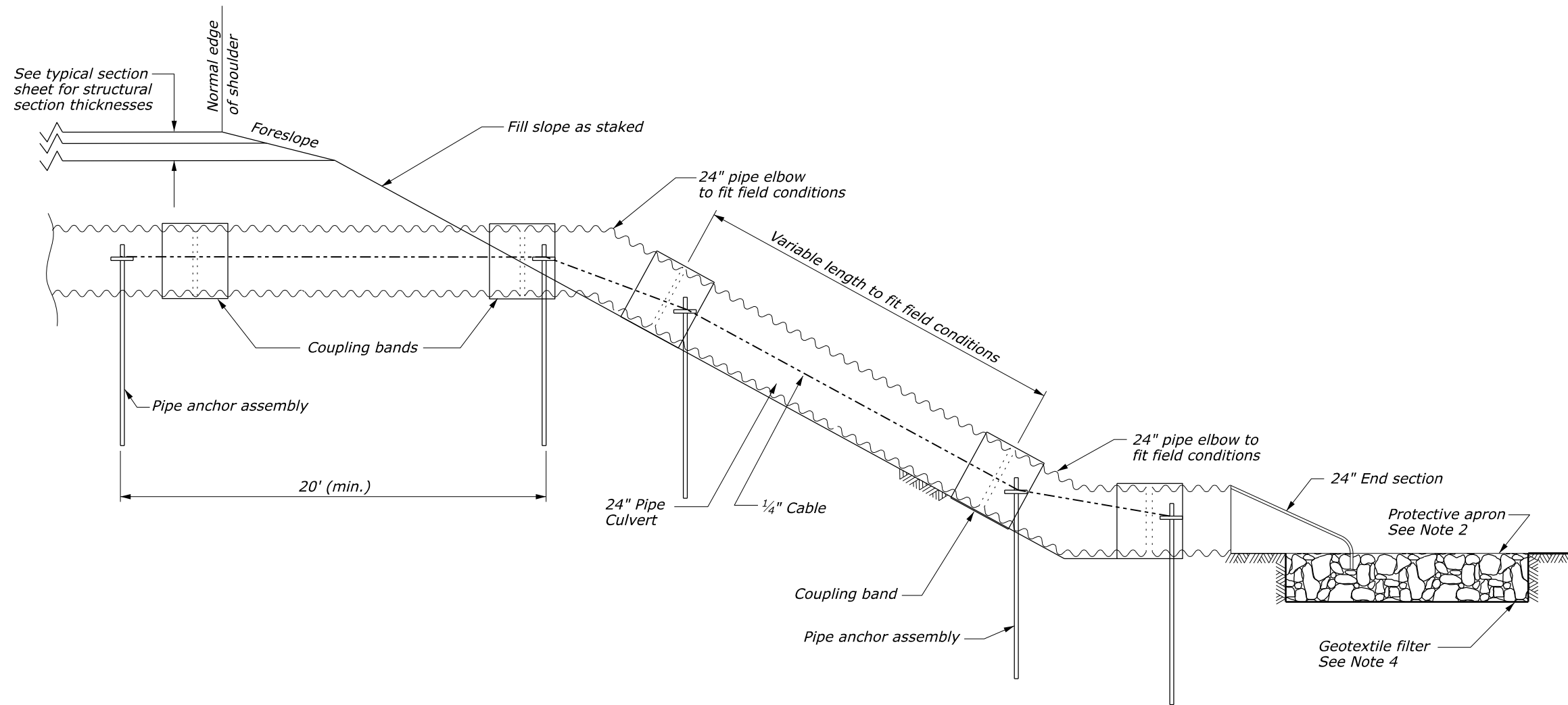
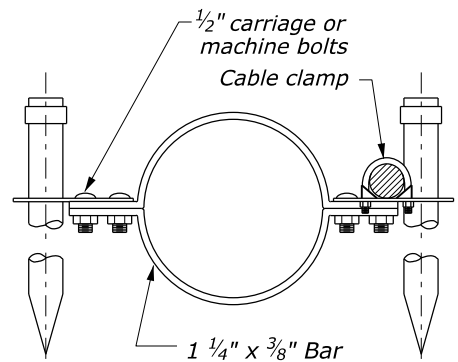
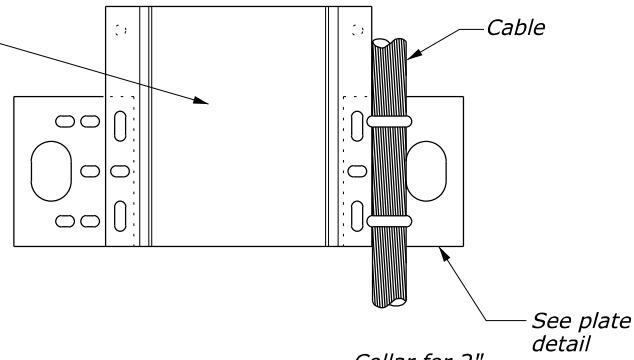


**NOTE:**

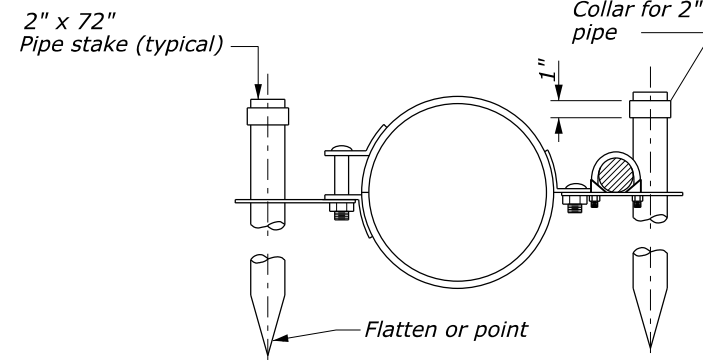
1. Furnish metal pipe culvert, elbows, and coupling bands according to Section 602.
2. Furnish riprap for protective apron according to Section 251 & CFL Standard C251-50.
3. Furnish hardware galvanized according to AASHTO M111M.
4. Furnish geotextile filter type conforming to subsection 714.01(a). See summary tables for class and type.
5. Place pipe anchor assemblies at approximately 20-foot intervals along rundown portion of drain pipe.
6. Other suitable pipe anchor assemblies may be used if approved.
7. The use of the hugger band is restricted to welded spiral pipe with annular end corrugations or riveted annularly corrugated pipe.
8. Metal pipe shown is typical. Steel, aluminum, and concrete pipes as indicated on the drainage summary sheet, may be used.
9. Join concrete pipe according to Section 602 or other methods approved.
10. Use alternate A anchor assembly only with annular corrugations. May be placed on annular or preformed end coupling band if securely fastened on downstream side of joint. Alternate B anchor assembly to be fastened to pipe sections and not to band coupler used to join sections.
11. Use gaskets on all joints along the rundown portion of drain pipe.
12. Pipe anchor assemblies will be paid for under Section 606.



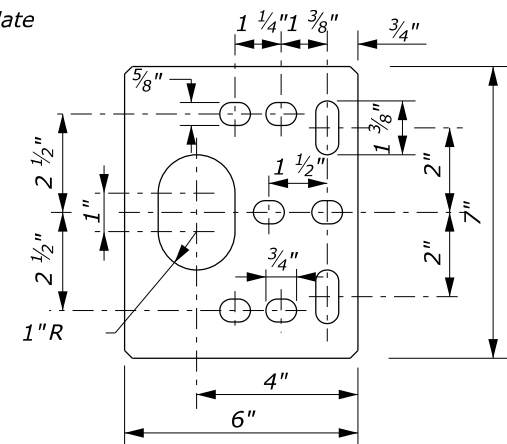
Helical coupling band  
Two piece integral flange die formed band for culvert



ALTERNATE A



ALTERNATE B



Material to be 1/4" plate galvanized after fabrication

PLATE DETAIL

NO SCALE

**PIPE ANCHOR ASSEMBLY DETAILS**

U.S. DEPARTMENT OF TRANSPORTATION, FHWA OFFICE OF FEDERAL LANDS HIGHWAY	CFL STANDARD C602-50
<b>24-INCH RUN DOWN AND PIPE ANCHOR ASSEMBLY</b>	SPECIFICATION FP-14
	APPROVED FOR USE 06/2024

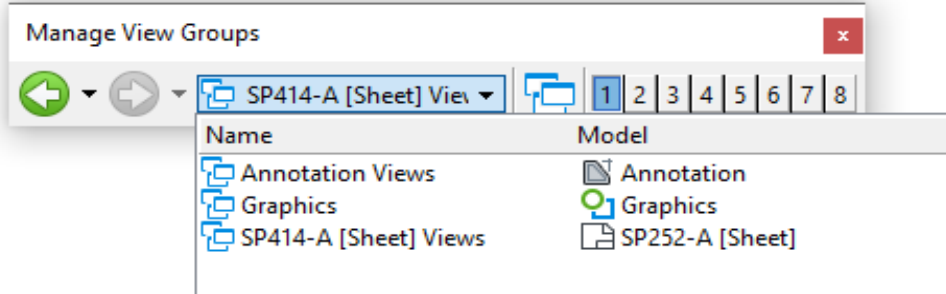
## Notes to the Designer

Updated March 2026

### 24" Run Down and Pipe Anchor Assembly

#### General Information

- Printing should be done from the **[Sheet]** View model



#### Applicable SCRs

- None

#### Typical Pay Item Used

- 25101-0200 Placed riprap, class 2 and/or
- 25101-0300 Placed riprap, class 3 and/or
- 25101-0400 Placed riprap, class 4
  
- 60201-0800 24-inch pipe culvert
- 60210-0800 End section for 24-inch pipe culvert
- 60212-0800 Elbow, 24-inch
- 60602-0700 Pipe anchor assembly, 24-inch

#### Updates

- **August 2020**
  - Updated geotextile reference
- **July 2021**
  - Updated for OpenRoads Designer
- **February 2024**
  - Updated border; Updated for FP24
- **March 2026**
  - Updated border to CFL Standard